

2020
2021

MAIS QUE FREIOS
Hipper Freios

**CATÁLOGO
DE DISCOS
Y CAMPANAS
DE FRENO**



 **CORVEN**[®]
Autopartes

Distribuidor exclusivo en Argentina




Instalada en el municipio de Sangão/SC en un área de aproximadamente 100 mil m² - 40 mil m² de área construida.

Hipper Freios
MAIS QUE FREIOS

CORVEN[®]
Autopartes

Una alianza que revolucionará el mercado de discos y campanas de freno en Argentina

Centro de distribución La Reja - Buenos Aires
50 mil m² - 28 mil m² de área construida.





✓
MEJOR
COSTO
BENEFICIO



✓
PRODUCIDO
CON EL MISMO
PROCESO DE
FABRICACIÓN
DE EQUIPO
ORIGINAL



✓
PRODUCTO
ECOLÓGICO



✓
MEJOR
ACABADO
SUPERFICIAL
ELIMINANDO
LA NECESIDAD DE
PINTURA



✓
CALIDAD
CERTIFICADA
ISO 9001:2008



✓
MARCA LIDER
EN BRASIL

Líderes del segmento de discos y campanas de freno

Hipper Freios y Corven Autopartes, concretaron una alianza estratégica por medio de la cual queda establecido que Corven tendrá la representación de la marca Hipper Freios y la distribución exclusiva de sus productos en Argentina.

El objetivo de este acuerdo es abastecer al mercado local ofreciendo el catálogo de productos más completo y así liderar el segmento de discos y campanas de freno en el país.

Corven Autopartes, con 55 años de trayectoria industrial es el mayor grupo independiente del continente americano dedicado a la fabricación y comercialización de autopartes para todo tipo de vehículos. La empresa en los últimos años ha ampliado su línea de productos contando hoy con parrillas de suspensión, rótulas, extremos, axiales, bieletas, pastillas, discos y campanas de freno, embragues, juntas homocinéticas, semiejes, rodamientos y mazas de rueda, además de la tradicional línea de amortiguadores, a fin de ofrecer una oferta integral en su rubro.

En los últimos años, Corven Autopartes desa-

rolló un importante proceso de inversión y expansión de sus operaciones, ampliando su paquete marcario; además de su oferta de productos; para poder ofrecer una amplia cobertura de autopartes para automóviles, pick-ups, utilitarios y vehículos pesados de uso profesional.

La empresa **Hipper Freios**, instalada en Sangao, estado de Santa Catarina, Brasil, es el mayor fabricante de discos de freno de Latinoamérica y es reconocida por su excelente nivel de calidad y servicio, que ofrece a nivel mundial. Posee una de las más modernas estructuras de fundición y maquinado del país. Con matricera propia, el desarrollo de nuevos productos es logrado en tiempo récord, permitiendo atender las nuevas necesidades de los mercados en forma ágil y dinámica; premisa de trabajo que siempre tuvo Corven Autopartes y que lo colocó en su posición de liderazgo actual.

En Brasil, Hipper Freios es líder absoluto de mercado en el segmento de aftermarket, con una colocación de más de medio millón de discos mensuales.



MAIS QUE FREIOS

Hipper Freios

La calidad, una mirada estratégica compartida

En Corven Autopartes, el cuidado de la calidad de nuestros productos es un objetivo estratégico. Por ello, trabajamos desde las distintas áreas de la organización bajo el formato de mejora continua, siempre en la búsqueda de superarnos día a día, con la mirada puesta en ofrecer a nuestros clientes constantemente un mejor servicio.

Hipper Freios, comparte esta misma política de calidad en el producto terminado, y en virtud de esto, ha efectuado grandes inversiones en gestión, implementando los más avanzados procesos, sistemas y prácticas en el área administrativa y de producción, lo que se traduce en una diferencia considerable en la optimización de cada uno de los procesos dentro de la organización.

Estas acciones permitieron a la empresa obtener la certificación ISO 9001 : 2008 emitido por el organismo internacional responsable BRTÜV en 2012 y lo que es más importante, asegurar a nuestros clientes la entrega de un producto en óptimo estado.

Esta es una condición sine qua non para que Corven Autopartes, decidiera tomar la comercialización de los mismos en la República Argentina.

Servicio Post-venta

Corven cuenta con un equipo calificado entrenado en recibir, orientar y resolver cualquier tipo de preguntas relacionadas con nuestros productos.

Simplemente llamando a nuestra línea gratuita recibirá un apoyo personalizado inmediato.

Además puede obtener información en nuestro sitio web.

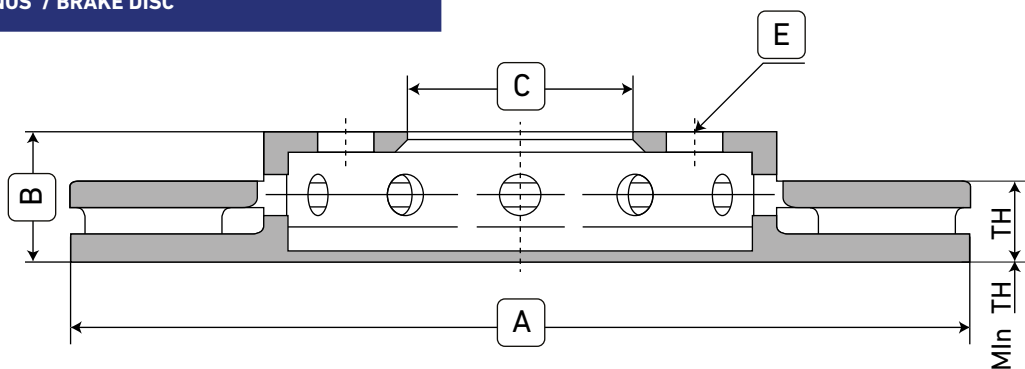


www.corven.com.ar

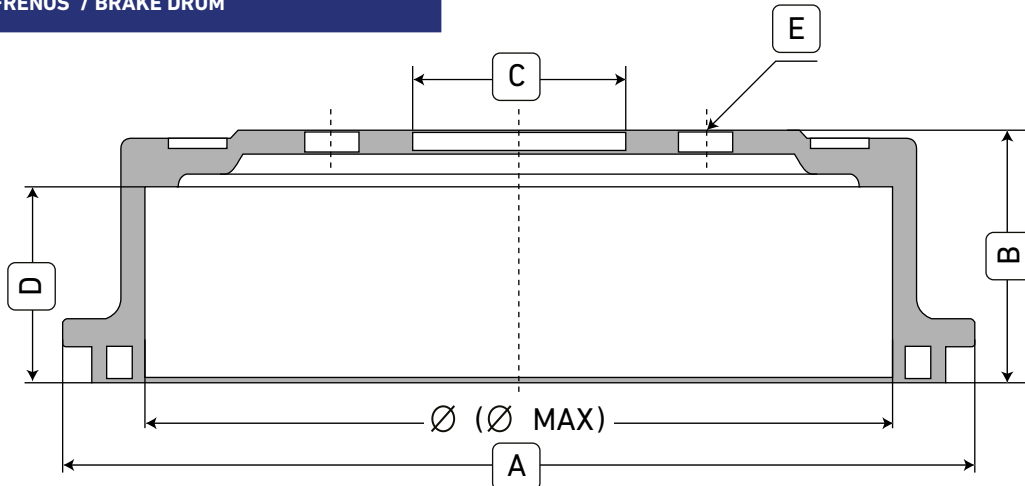
Modelo Model	Año Year	Del Front	Tras Rear			Código Part NBR	Info	1.	2.	3.	4.	5.	6.	9.
								A mm.	TH Ø Int. mm.	Min TH Ø Max mm.	B mm.	C mm.	D #	E #

- 1. A = Diámetro Total
- 4. B = Altura Total
- 7. Ø Int = Diámetro Interior de Campana
- 2. TH = Espesor de Disco
- 5. C = Diámetro Agujero de Copa
- 8. Ø Max = Diámetro Interior Máximo de Campana
- 3. Min TH = Espesor Mínimo de Disco
- 6. D = Altura Interior de Campana (Ancho de pista)
- 9. E = Cantidad de Agujeros

DISCO DE FRENOS / BRAKE DISC



CAMPANA DE FRENOS / BRAKE DRUM



Índice

Index





Contenido - Content


Marca	Pag.	Marca	Pag.	Marca	Pag.	Marca	Pag.
Acura	8	Daewoo	23	Iveco	35	Peugeot	45
Agrale	8	Daihatsu	24	Jaguar	35	Renault	49
Alfa Romeo	8	Deutz	24	Jeep	35	Rover	53
Asia	9	Dodge	24	Kia	36	Saab	54
Audi	9	Fiat	24	Lada	38	Seat	54
BMW	11	Ford	28	Land Rover	38	Subaru	55
Chery	15	Galopper	31	Mazda	39	Suzuki	55
Chevrolet	15	Grosspal	31	Mercedes Benz	40	Toyota	56
Chrysler	19	Honda	31	Mini Cooper	43	Volkswagen	58
Citroën	20	Hyundai	33	Mitsubishi	43	Volvo	62
Dacia	23	Isuzu	34	Nissan	44	Willys	64




Dimensional discos	Pag.
	67




Dimensional de campanas de frenos	Pag.
	81




Equivalencias	Pag.
Fremax / Hipper Freios	88
Corven / Hipper Freios	94




Modelo Model	Año Year	Del Front	Tras Rear				Código Part NBR	Info	A mm.	TH	Min TH	B mm.	C mm.	D #	E #
										Ø Int. mm.	Ø Max mm.				
ACURA															
CL															
3.2	01/03	•		V			HF836E		300	28	26	47.2	64.2		5
INTEGRA															
1.8	91/..	•		V			HF700		262	21	19	45	64.5		4
1.8	91/..		•		S		HF704		239	10	8	48.5	61		4
LEGEND															
Sedan / Coupé	91/95	•		V			HF710A		282	23	21	47.1	70.2		5
RL															
Todos / All	96/..	•		V			HF710A		282	23	21	47.1	70.2		5
RSX															
Todos / All	04/..	•		V			HF700A		262	22	19	47.1	64.2		5
TL															
3.2	96/..	•		V			HF710A		282	23	21	47.1	70.2		5
3.2	99/08	•		V			HF836E		300	28	26	47.2	64.2		5
AGRALE															
1600 D															
Todos / All	85/..	•		V			HF4000		305	30.5	28.5	116	152.5		8
1800 D															
Todos / All	85/..	•		V			HF4000		305	30.5	28.5	116	152.5		8
VOLARE / SERIE 6000															
Micro Ómnibus / Bus	..03	•		V			HF4000		305	30.5	28.5	116	152.5		8
Micro Ómnibus A5 / Bus A5	05/..	•			S		HF4000D		330	38	36	96.5	144		8
Volare	00/..		•	V			HF4000A		305	30.5	27.5	111.5	152.5		6
Serie 6000 / Micro / Van	04/12	•			S		HF4000C		305	30.5	28.5	115.5	125		6
ALFA ROMEO															
33															
1.5 / IE / 1.8 TD	86/95	•			S		HF44		239	12.6	9	45.7	58.5		4
145															
1.3i / 1.6i / 1.9 TD	94/..	•			S		HF31B		257	12	10.2	40.5	59		4
1.8i / 2.0i / 1.9 TD	92/..	•		V			HF30		257	20	18	40.5	59		4
1.8i / 2.0i 16v Twin Spark	95/..	•		V			HF49A		284	22	20.2	39.4	59		4
1.8i / 2.0i 16v Twin Spark	92/..		•		S		HF33		240	11	9.2	40	59		4
146															
1.3i / 1.6i / 1.9 TD	94/..	•			S		HF31B		257	12	10.2	40.5	59		4
1.8i / 2.0i / 1.9 TD	92/..	•		V			HF30		257	20	18	40.5	59		4
1.8i / 2.0i 16v Twin Spark	95/..	•		V			HF49A		284	22	20.2	39.4	59		4
1.8i / 2.0i Twin Spark	92/..		•		S		HF33		240	11	9.2	40	59		4
147															
1.9 JTD	01/..	•			S		HF46		281	15	13.2	44.7	59		5
2.0i 16v Twin Spark / 1.9 TD	00/..	•		V			HF49		284	22	20.2	43.4	59		5
Todos / All	97/..		•		S		HF47		251	10	9	50.5	59		5
155															
TD	94/..	•			S		HF31B		257	12	10.2	40.5	59		4
2.0 T 16v / 2.5i V6 / 2.5 TD	92/97	•		V			HF42		284	22	20.2	43.6	59		4




Modelo Model	Año Year	Del Front	Tras Rear				Código Part NBR	Info	A mm.	TH	Min TH	B mm.	C mm.	D #	E #
										Ø Int. mm.	Ø Max mm.				
ALFA ROMEO (Cont.)															
1.6i TS/ 1.7i / 1.8i / 2.0i	92/..	•		V			HF30		257	20	18	40.5	59		4
16v Twin Spark	95/97	•		V			HF49A		284	22	20.2	39.4	59		4
Todos / All	92/..		•		S		HF33		240	11	9.2	40	59		4
156															
1.8i 16v TS / 1.9 JTD	97/..	•			S		HF46		281	15	13.2	44.7	59		5
2.0i 16v TS / 2.5i V6 / TD	97/..	•		V			HF49		284	22	20.2	43.4	59		5
2.0i 16v TS / 2.5i V6 / TD	97/..		•		S		HF47		251	10	9	50.5	59		5
164															
2.0i T / 2.5 TD	../92	•		V			HF49		284	22	20.2	43.4	59		5
2.0i / 2.0 TI / 2.5 TD / 3.0i V6	92/..	•		V			HF49B		281	26	24.2	43.5	59		5
2.0T / 3.0i / 2.5 TD	91/..		•		S		HF47		251	10	9	50.5	59		5
2.0i Twin Spark	91/98		•		S		HF30A		251	10	9	50.5	59		4
GTV / SPIDER															
Todos / All	95/..	•		V			HF48		284	22	20.2	39.4	59		5
Todos / All	95/..	•		V			HF49		284	22	20.2	43.4	59		5
Todos / All	95/..		•		S		HF43		240	11	9.2	40	59		5
MITO															
1.4 Junior / Plus	08/..	•		V			HF32		257	22	20	40.5	59		4
ASIA															
GALLOPER															
Todos / All	98/..	•		V			HF200A		277	22	20.4	45	87		6
HI-TOPIC															
2.2 / 2.7	94/..	•		V			HF450		261	20	18	20.5	86		6
2.2 / 2.7	94/..		•			C	HF350		311	260	262	76	93	63	6
TOWNER															
Todos / All	94/..	•			S		HF450A		212	10	9	35	70		4
Todos / All	94/..		•			C	HF350A		246	200	202	59	66	41,5	4
AUDI															
80															
1.6 / 1.8	73/87	•		V			HF02A		239	20	18	38.7	65		4
1.6 / 1.8	87/91	•			S		HF86B		256	13	11	46,2	68		4
Todos / All	91/..	•		V			HF89E		256	22	20	56.2	68		4
Todos / All	91/..	•			S		HF01		239	12	10.5	30.5	65		4
1.3 / 1.5 / 1.6	93/..	•			S		HF85		239	10	8	39	65		4
Todos / All	../96	•		V			HF89D		280	22	20	56.5	68		4
Todos / All	91/..		•		S		HF89A		245	10	8	59.5	68		4
Todos / All	../86		•			C	HF65	C/Maza / With Hub	210	180	181	75	40-50,5	38,5	4
Todos / All	86/..		•			C	HF08	C/Maza / With Hub	240	200	201	81	40-50,5	51	4
90															
Todos / All	91/..	•			S		HF01		239	12	10.5	30.5	65		4
Coupé / Quattro	83/91	•		V			HF02B		256	20	18	39	65		4
Todos / All	../86		•			C	HF65	C/Maza / With Hub	210	180	181	75	40-50,5	38,5	4
Todos / All	86/..		•			C	HF08	C/Maza / With Hub	240	200	201	81	40-50,5	51	4




Modelo Model	Año Year	Del Front	Tras Rear				Código Part NBR	Info	A mm.	TH	Min TH	B mm.	C mm.	D #	E #
										Ø Int. mm.	Ø Max mm.				
AUDI (Cont.)															
100															
2.8	91/..	•		V			HF84		288	24.9	23	46.2	68		9
2.8	91/..		•		S		HF86C		245	10	8	59.2	68		5
Todos / All	97/98		•		S		HF89C		245	10	8	46.2	68		5
A1															
1.2 TFSI / 1.4 TFSI	11/..	•		V			HF81		256	22	19	36.5	65		5
1.2 TFSI / 1.4 TFSI	11/..	•		V			HF80		288	25	22	34.2	65		5
1.2 TFSI / 1.4 TFSI	11/..		•		S		HF83		232	9	7	39	65		5
1.2 TFSI / 1.4 TFSI	11/..		•		S		HF88G		272	10	9	48	65		5
A3															
1.6i	96/..	•		V			HF81		256	22	19	36.5	65		5
1.6i 16v / 1.9 TDI / 2.0 TDI	04/..	•		V			HF82A		288	25	22	50	65		5
1.6 Sportback	04/..	•		V			HF88F		280	22	19	49.9	65		5
1.8i 20v	96/..	•		V			HF82		279.7	22	19	36.7	65		5
1.8i Turbo 20v	96/..	•		V			HF80		288	25	22	34.2	65		5
1.8 20v S3	99/03	•		V			HF85C		312	25	23	34	65		5
2.0 16v FSI	04/..	•		V			HF88A		312	25	22	49.6	65		9
3.2 Quattro / S3 Quattro	07/..	•		V			HF82C		345	30	27	50	65		5
Sportback S3	07/..	•		V			HF82C		345	30	27	50	65		5
Sportback S3	13/..	•		V			HF88H		340	30	27	49.5	65		9
Todos / All	13/..	•		V			HF88H		340	30	27	49.5	65		9
Todos / All	93/..		•		S		HF83		232	9	7	39	65		5
1.6 16v / 1.6 FSI	04/..		•		S		HF83C		256	10	8	51.6	65		5
1.9 TDI / 2.0 TDI	04/..		•		S		HF83C		256	10	8	51.6	65		5
2.0 16V / Sportback	04/..		•		S		HF88E		282	12	10	48.2	65		9
Quattro 1.8 Turbo 20V	97/01		•		S		HF83B		239	9	7.5	33.5	65		5
3.2 Quattro / S3 Quattro	03/..		•	V			HF82B		310	22	20	48.5	65		9
3.2 Sportback	04/..		•	V			HF82B		310	22	20	48.5	65		9
3.2 V6 24v / Sportback	04/..		•		S		HF83A		260	12	10	48.3	65		9
Sportback S3	07/..		•	V			HF82B		310	22	20	48.5	65		9
A4															
1.6 / 1.8 20v / TD	94/97	•			S		HF80C		280	13	11	46.5	68		5
1.6 / 1.8 20v / TD	97/..	•		V			HF84C		280	22	20	46.2	68		5
1.8 / Quattro	94/..	•			S		HF84D		288	15	13	46.2	68		5
1.8 20v T / 2.4 / 2.6 / 3.0	94/..	•		V			HF84		288	24.9	23	46.2	68		9
1.8T / 2.0T	12/..	•		V			HF85F		320	30	28	52.5	68		5
1.9 TDI	94/..	•		V			HF84		288	24.9	23	46.2	68		9
2.0T Quattro	12/..	•		V			HF85F		320	30	28	52.5	68		5
3.0 V6 30v	01/..	•		V			HF84B		312	25	23	47	68		10
3.0 S4	12/..	•		V			HF85F		320	30	28	52.5	68		5
3.2 Quattro	12/..	•		V			HF85F		320	30	28	52.5	68		5
Todos / All	94/02		•		S		HF85A		245	10	8	48	68		5
Todos / All (except Quattro)	94/..		•		S		HF80A	C/Maza / With Hub	245	10	8	83.5	45,2-50		5
1.6 / 1.8 / 2.0i 20v	01/..		•		S		HF89B		245	10	8	39.7	68		10
1.9 TDI	01/..		•		S		HF89B		245	10	8	39.7	68		10
1.6 / 1.8 / 2.0i 20v	04/..		•		S		HF85B		288	12	10	38.5	68		5




Modelo Model	Año Year	Del Front	Tras Rear				Código Part NBR	Info	A mm.	TH	Min TH	B mm.	C mm.	D #	E #
										Ø Int. mm.	Ø Max mm.				
AUDI (Cont.)															
1.9 TDI	01/..		•		S		HF85B		288	12	10	38,5	68		5
2.4 V6 30v / 3.0 V6	00/..		•		S		HF80B		255	12	10	39.8	68		5
2.5 TDI V6	00/..		•		S		HF80B		255	12	10	39.8	68		5
A5															
1.8T / 2.0T	12/..	•		V			HF85F		320	30	28	52,5	68		5
2.0T / 3.0 Quattro	12/..	•		V			HF85F		320	30	28	52,5	68		5
3.0 S5	12/..	•		V			HF85F		320	30	28	52,5	68		5
A6															
Todos / All	94/..	•		V			HF84		288	24.9	23	46.2	68		9
2.0 / Quattro	94/..	•			S		HF84D		288	15	13	46.2	68		5
2.0T / 2.8	12/..	•		V			HF85F		320	30	28	52,5	68		5
Todos / All	97/..	•		V			HF84B	Llanta 16" / 16" wheels	312	25	23	47	68		10
Todos / All	94/..		•		S		HF01A		245	10	8	64	68		5
A7															
3.0 Quattro	12/..	•		V			HF85F		320	30	28	52,5	68		5
A8															
2.5 TDI	97/98		•		S		HF89C		245	10	8	46.2	68		5
2.8 Quattro / 3.3 TDI	97/98		•		S		HF89C	+ ABS	245	10	8	46.2	68		5
COUPE															
2.0E	91/..	•		V			HF89D		280	22	20	56.5	68		4
2.0E	91/..		•		S		HF89A		245	10	8	59.5	68		4
Q5															
2.0T / 3.0T / 3.2	11/..	•		V			HF85F		320	30	28	52,5	68		5
TT															
1.8i Turbo 20v	98/..	•		V			HF85C		312	25	23	34.5	65		5
1.8i Quattro Turbo	00/06	•		V			HF85C		312	25	23	34.5	65		5
1.8i Roadster Quattro 1.8i T	00/06	•		V			HF85C		312	25	23	34.5	65		5
2.0 Turbo	07/..	•		V			HF88A		312	25	22	49.6	65		9
1.8i Turbo 20v	98/..		•		S		HF83		232	9	7	39	65		5
1.8i Quattro Turbo	00/06		•		S		HF83B		239	9	7.5	33.5	65		5
1.8i Roadster Quattro 1.8i T	00/06		•		S		HF83B		239	9	7.5	33.5	65		5
2.0 Turbo	07/..		•		S		HF83B		239	9	7.5	33.5	65		5
BMW															
116															
Todos / All	04/..	•		V			HF933		284	22	20.4	73	79		5
Todos / All	04/..		•		S		HF932		280	10	8.4	65.6	75		5
118															
Todos / All	06/..	•		V			HF934		292	22	20.4	73	79		5
16v	06/..	•		V			HF933		284	22	20.4	73	79		5
16v	06/..		•		S		HF932		280	10	8.4	65.6	75		5
120															
Todos / All	04/07	•		V			HF934		292	22	20.4	73	79		5
Todos / All	07/12	•		V			HF936		300	24	22	74	78.5		5
Cabriolet	09/11	•		V			HF936		300	24	22	74	78.5		5
Todos / All	05/..		•		S		HF932		280	10	8.4	65.6	75		5




Modelo Model	Año Year	Del Front	Tras Rear				Código Part NBR	Info	A mm.	TH	Min TH	B mm.	C mm.	D #	E #
										Ø Int. mm.	Ø Max mm.				
BMW (Cont.)															
Todos / All	05/12		•		S		HF936D		296	10.5	8.9	65.5	75		5
130															
Todos / All	06/..	•		V			HF934		292	22	20.4	73	79		5
Todos / All	06/..		•	V			HF937		300	20	18	66.4	75		5
316															
E21	85/91	•			S		HF901		260	12.7	11.7	35.1	66		4
E21	85/91		•		S		HF904		258	10	9	60	62		4
E30	91/94	•		V			HF900		260	22	20.4	35.1	66		4
E30	91/94		•		S		HF904		258	10	9	60	62		4
Saloon / Touring / Compact	99/05	•		V			HF905		286	22	20.4	51.5	79		5
Saloon / Touring	06/07	•		V			HF934		292	22	20.4	73	79		5
Saloon / Touring	91/95		•		S		HF903		280	9.9	8.4	60.1	75		5
Saloon / Touring	99/05		•	V			HF913		276	19	17.4	60.1	75		5
318															
i	85/91	•			S		HF901		260	12.7	11.7	35.1	66		4
i	85/91	•		V			HF900		260	22	20.4	35.1	66		4
i	05/..	•		V			HF934		292	22	20.4	73	79		5
i	85/91		•		S		HF904		258	10	9	60	62		4
i	94/98		•		S		HF903		280	9.9	8.4	60.1	75		5
i	05/..		•		S		HF936D		296	10.5	8.9	65.5	75		5
Diesel	05/07	•		V			HF934		292	22	20.4	73	79		5
Cabriolet	90/93	•		V			HF900		260	22	20.4	35.1	66		4
Cabriolet Ci	01/07	•		V			HF905		286	22	20.4	51.5	79		5
Cabriolet	90/93		•		S		HF904		258	10	9	60	62		4
Cabriolet Ci	01/07		•	V			HF913		276	19	17.4	60.1	75		5
Compact Ti	98/04	•		V			HF905		286	22	20.4	51.5	79		5
Compact Ti	98/04		•	V			HF913		276	19	17.4	60.1	75		5
Coupé	92/99	•		V			HF905		286	22	20.4	51.5	79		5
Coupé	94/97		•		S		HF903		280	9.9	8.4	60.1	75		5
Coupé	99/06		•	V			HF913		276	19	17.4	60.1	75		5
Saloon / Touring	89/94	•		V			HF900		260	22	20.4	35.1	66		4
Saloon / Touring	99/05	•		V			HF905		286	22	20.4	51.5	79		5
Touring	05/..	•		V			HF934		292	22	20.4	73	79		5
Saloon / Touring	85/91		•		S		HF904		258	10	9	60	62		4
Saloon / Touring	94/98		•		S		HF903		280	9.9	8.4	60.1	75		5
Touring	05/..		•		S		HF936D		296	10.5	8.9	65.5	75		5
320															
i	05/11	•		V			HF905		286	22	20.4	51.5	79		5
i	05/11		•	V			HF937		300	20	18	66.4	75		5
i	85/93	•		V			HF900		260	22	20.4	35.1	66		4
i	93/05	•		V			HF905		286	22	20.4	51.5	79		5
i	01/05	•		V			HF917		300	22	20.4	51.5	79		5
i	05/..	•		V			HF934		292	22	20.4	73	79		5
i	85/96		•		S		HF904		258	10	9	60	62		4
i	01/04		•	V			HF919		294	19	17.4	59.2	75		5
i	05/..		•		S		HF936D		296	10.5	8.9	65.5	75		5




Modelo Model	Año Year	Del Front	Tras Rear				Código Part NBR	Info	A mm.	TH	Min TH	B mm.	C mm.	D #	E #
										Ø Int. mm.	Ø Max mm.				
BMW (Cont.)															
Ci	00/06	•		V			HF905		286	22	20.4	51.5	79		5
Ci	00/07	•		V			HF917		300	22	20.4	51.5	79		5
Ci	00/06		•	V			HF913		276	19	17.4	60.1	75		5
D	98/01	•		V			HF905		286	22	20.4	51.5	79		5
D / CD	01/05	•		V			HF917		300	22	20.4	51.5	79		5
D	98/01		•	V			HF913		276	19	17.4	60.1	75		5
D / CD	01/05		•	V			HF919		294	19	17.4	59.2	75		5
323															
Cabriolet E36	97/00	•		V			HF905		286	22	20.4	51.5	79		5
Cabriolet E36	97/00		•	V			HF913		276	19	17.4	60.1	75		5
Cabriolet E46	00/..	•		V			HF917		300	22	20.4	51.5	79		5
Cabriolet E46	00/..		•	V			HF919		294	19	17.4	59.2	75		5
Cabriolet E36 / E46	97/00	•		V			HF905		286	22	20.4	51.5	79		5
Cabriolet E36 / E46	97/00		•	V			HF913		276	19	17.4	60.1	75		5
i	85/91	•		V			HF900		260	22	20.4	35.1	66		4
Sedan E36 / E46	95/00	•		V			HF905		286	22	20.4	51.5	79		5
Sedan E36 / E46	95/00		•	V			HF919		294	19	17.4	59.2	75		5
Touring	97/00	•		V			HF905		286	22	20.4	51.5	79		5
Touring	97/00		•	V			HF913		276	19	17.4	60.1	75		5
325															
E30	85/91	•		V			HF900		260	22	20.4	35.1	66		4
E30	85/91		•		S		HF904		258	10	9	60	62		4
E90	05/..	•		V			HF936		300	24	22	74	78.5		5
E90	05/..		•	V			HF937		300	20	18	66.4	75		5
Cabriolet E30	88/93	•		V			HF900		260	22	20.4	35.1	66		4
Cabriolet E30	88/93		•		S		HF904		258	10	9	60	62		4
Cabriolet E36	93/95	•		V			HF905		286	22	20.4	51.5	79		5
Cabriolet E36	93/95		•		S		HF903		280	9.9	8.4	60.1	75		5
Cabriolet E93	06/..	•		V			HF936A		330	24	22.4	73	79		5
Coupé E36	92/95	•		V			HF905		286	22	20.4	51.5	79		5
Coupé E36	92/95		•		S		HF903		280	9.9	8.4	60.1	75		5
Coupé E92	05/..	•		V			HF936		300	24	22	74	78.5		5
Touring E30	88/93	•		V			HF900		260	22	20.4	35.1	66		4
Touring E30	88/93		•		S		HF904		258	10	9	60	62		4
Touring E46	98/06	•		V			HF917		300	22	20.4	51.5	79		5
Touring E46	98/06		•	V			HF919		294	19	17.4	59.2	75		5
Touring E91	06/..	•		V			HF936		300	24	22	74	78.5		5
328															
E36	93/98	•		V			HF905		286	22	20.4	51.5	79		5
E36	93/98		•	V			HF913		276	19	17.4	60.1	75		5
E36	95/99		•		S		HF903		280	9.9	8.4	60.1	75		5
E46	98/00	•		V			HF917		300	22	20.4	51.5	79		5
E46	98/00		•	V			HF919		294	19	17.4	59.2	75		5
Cabriolet E36	95/00	•		V			HF905		286	22	20.4	51.5	79		5
Cabriolet E36	93/98		•	V			HF913		276	19	17.4	60.1	75		5
Coupé E36	95/00	•		V			HF905		286	22	20.4	51.5	79		5

Modelo Model	Año Year	Del Front	Tras Rear				Código Part NBR	Info	A mm.	TH	Min TH	B mm.	C mm.	D #	E #
										Ø Int. mm.	Ø Max mm.				
BMW (Cont.)															
Coupé E36	95/00		•	V			HF913		276	19	17.4	60.1	75		5
Touring E36	95/98	•		V			HF905		286	22	20.4	51.5	79		5
Touring E36	95/98		•	V			HF913		276	19	17.4	60.1	75		5
Touring E46	99/00	•		V			HF917		300	22	20.4	51.5	79		5
Touring E46	99/00		•	V			HF919		294	19	17.4	59.2	75		5
330															
E46 CD	04/07	•		V			HF920		325	25	23.4	52.5	79		5
E46 CI / D / I	00/07	•		V			HF920		325	25	23.4	52.5	79		5
E46 Todos / E46 All	00/07		•	V			HF921		320	22	20.4	60	75		5
E90	05/..	•		V			HF936A	+ ABS	330	24	22.4	73	79		5
E90	05/..		•	V			HF936B		336	22	20.4	67	75		5
335															
E90	07/..		•	V			HF936B		336	22	20.4	67	75		5
520															
E34	88/96	•			S		HF923		302	12	11	76.1	79		5
i	96/04	•		V			HF918		296	22	20.4	76	79		5
i	96/04		•		S		HF916		298	10	8.4	61	75		5
525															
Todos / All	93/96	•			S		HF923		302	12	11	76.1	79		5
Todos / All	96/98	•		V			HF918		296	22	20.4	76	79		5
Todos / All	96/98		•		S		HF916		298	10	8.4	61	75		5
2.5 / Touring 2.5	89/95	•		V			HF926		302	22	20.4	76.1	79		5
D	00/04	•		V			HF918		296	22	20.4	76	79		5
D	04/11		•	V			HF909B		345	24	22.4	78.8	75		5
i	00/05	•		V			HF918		296	22	20.4	76	79		5
i	00/05		•		S		HF916		298	10	8.4	61	75		5
i	05/07		•	V			HF909B		345	24	22.4	78.8	75		5
528															
Todos / All	82/88	•		V			HF912		284	22	20	76.3	79		5
Todos / All	82/88		•		S		HF906		284	10	9	61	75		5
E39	96/01	•		V			HF918		296	22	20.4	76	79		5
E39	96/01		•	V			HF914		298	20	18.4	61	75		5
Touring	96/99	•		V			HF918		296	22	20.4	76	79		5
Touring	96/99		•	V			HF914		298	20	18.4	61	75		5
530															
3.0	94/95	•		V			HF926		302	22	20.4	76.1	79		5
E39	01/04		•	V			HF914		298	20	18.4	61	75		5
D	98/01	•		V			HF918		296	22	20.4	76	79		5
D	03/10		•	V			HF909B		345	24	22.4	78.8	75		5
Todos / All	05/..	•		V			HF931		324	30	28	77.1	79		5
535															
Todos / All	89/93	•		V			HF926		302	22	20.4	76.1	79		5
Todos / All	85/88		•		S		HF906		284	10	9	61	75		5
D	04/11		•	V			HF909B		345	24	22.4	78.8	75		5




Modelo Model	Año Year	Del Front	Tras Rear				Código Part NBR	Info	A mm.	TH	Min TH	B mm.	C mm.	D #	E #
										Ø Int. mm.	Ø Max mm.				
BMW (Cont.)															
540															
4.4	97/00	•		V			HF924		324	30	28.4	77.1	79		5
E39	97/03		•	V			HF914		298	20	18.4	61	75		5
i	05/09		•	V			HF909B		345	24	22.4	78.8	75		5
545 / 550															
E60	04/11		•	V			HF909B		345	24	22.4	78.8	75		5
SERIE 600 / M5															
Serie 600	81/88		•		S		HF906		284	10	9	61	75		5
Serie 600	05/..		•	V			HF909B		345	24	22.4	78.8	75		5
SERIE 700															
Serie 700	88/..	•		V			HF926		302	22	20.4	76.1	79		5
Serie 700	94/01	•		V			HF924		324	30	28.4	77.1	79		5
745	02/05	•		V			HF911		348	30	28	81	79		5
750	06/09	•		V			HF911		348	30	28	81	79		5
760	03/09	•		V			HF911		348	30	28	81	79		5
X5															
3.0 / 4.4i / 3.0 D	02/..	•		V			HF907		332	30	28.4	62.5	75		5
3.0 / 4.4i / 3.0 D	02/..		•		S		HF910		324	12	10.4	80	75		5
3.0D / 3.0 SD E70	07/..	•		V			HF907A		348	30	28.4	62	75		5
4.8is	02/06	•		V			HF908		356	36	34.4	62.5	75		5
4.8i E70	07/..	•		V			HF907B		365	36	34.4	62.5	75		5
4.8i E70	07/..		•	V			HF909B		345	24	22.4	78.8	75		5
X6															
E71	07/..	•		V			HF907B		365	36	34.4	62.5	75		5
3.0 D / 3.5i E71	08/..	•		V			HF907A		348	30	28.4	62	75		5
3.0 D / 3.5i E71	08/..		•	V			HF909B		345	24	22.4	78.8	75		5
Z3															
1.8i / 1.9i 16v	96/..	•			S		HF902		286	12	10.4	51.5	79		5
1.8i / 1.9i 16v	97/..	•		V			HF905		286	22	20.4	51.5	79		5
2.8 24v	97/..	•		V			HF905		286	22	20.4	51.5	79		5
Z4															
2.2 V6 / 2.5 V6	03/..	•		V			HF905		286	22	20.4	51.5	79		5
2.2 V6 / 2.5 V6	03/..		•		S		HF903		280	9.9	8.4	60.1	75		5
3.0	03/09	•		V			HF917		300	22	20.4	51.5	79		5
3.0	09/..	•		V			HF936		300	24	22	74	78.5		5
CHERY															
FACE															
Todos / All	10/..	•		V			HF53C		257	17	15	44,5	60		4
Todos / All	10/..		•			C	HF53D		232	203	205	60,5	64	41	4
QQ															
1.0 / 1.1	10/..	•			S		HF53	Aro Ø 102mm / Rim Ø 102mm	236	12	10	36	86		4
1.0 / 1.1	10/..	•			S		HF53B	Aro Ø 108mm / Rim Ø 108mm	236	12	10	35	86		4
1.0 / 1.1	10/..		•			C	HF53A	C/Maza / With Hub	205,5	180	182	79,5	47-52	41	4
TIGGO															
2.0	08/..	•		V			HF53E		265	25	23	49	62		5




Modelo Model	Año Year	Del Front	Tras Rear				Código Part NBR	Info	A mm.	TH	Min TH	B mm.	C mm.	D #	E #
										Ø Int. mm.	Ø Max mm.				
CHEVROLET															
AGILE															
1.4 8v	09/..	•		V			HF20		236	20	18.5	41	60		6
1.4 8v	09/..		•			C	HF24	C/Maza / With Hub	228	200	201	83,5	40-50,5	36	4
ASTRA															
Opel	99/..	•			S		HF23	Alemán / German	236	12.6	9.7	41.2	60		4
1.8 / SW	94/98	•		V			HF25		256	24	22.4	41	60		4
1.8 8v / 2.0 8v	99/..	•		V			HF25B		256	24	21	41	60		4
1.8i / 2.0i	99/..	•		V			HF26B		280	25	22	42	70		5
2.0i 16v	99/..	•		V			HF25A		288	25	21	42	70		5
2.0 8v	05/..	•		V			HF25E		280	25	23	42	60		4
Opel	99/..		•		S		HF23G	Alemán / German	240	10	8	42	57		4
2.0i 16v / 2.0 8v	99/..		•		S		HF23E		264	10	8	42	65		5
1.8 8v / 2.0 8v	99/..		•		S		HF25C		259.7	10	8	69	57		4
2.0i 16v	99/..		•		S		HF23C		270	10	8	69.2	57		4
1.8i / 2.0i / SW	94/96		•			C	HF26		243,5	200	201	68	57	52,5	4
1.8 / 2.0 8v	99/..		•			C	HF26A		264,5	230	231	69	57	50	4
AVEO															
1.6	04/..	•		V			HF51		256	24	22	41	59		4
1.6	04/..		•			C	HF51A		230	200	202	57	57	41	4
1.6 5 agujeros / 5 holes / 5 Holes	06/..	•		V			HF51B	Llanta 15" / 15" wheels	276	26	23.4	45.5	60		5
BLAZER															
4x2	97/11	•		V			HF55	C/Maza / With Hub	275.6	30	28.5	87.3	50-59		5
4x2 / 4x4 6 Agujeros / 6 Holes	95/97	•		V			HF56	C/Maza / With Hub	276	30	28.5	88	50-59		6
4x4	98/11	•		V			HF21A		274	29	27.5	54.5	71		5
Todos / All	95/97		•			C	HF368	6 Agujeros / 6 Holes	322	279.5	281	93	90.5	74.5	6
Todos / All	97/11		•			C	HF369		322	279.5	281	89.5	71	75	5
Todos / All	97/11		•			C	HF28		316	279.5	281.3	77.5	71	63	5
GRAND BLAZER															
Todos / All	97/..	•		V			HF21		283.5	30	28.5	61.5	96.8		6
Todos / All	97/..		•			C	HF368		322	279.5	281	93	90.5	74.5	6
C-10															
Todos / All	80/..	•		V			HF21		283.5	30	28.5	61.5	96.8		6
Todos / All	85/92		•			C	HF368		322	279.5	281	93	90.5	74.5	6
C-20															
Todos / All	80/..	•		V			HF21		283.5	30	28.5	61.5	96.8		6
Todos / All	85/92		•			C	HF368		322	279.5	281	93	90.5	74.5	6
CAPTIVA															
2.4 / 3.6	08/..	•		V			HF26C		296	29	27.4	52	70.7		5
2.4 / 3.6	08/..		•	V			HF26D		303	20	18.4	71.8	70.5		5
CELTA															
1.4 8v	03/..	•		V			HF20		236	20	18.5	41	60		6
1.4 8v	03/..		•			C	HF24A	C/Maza / With Hub	216	180	181,8	85	40-50,5	38	4
CHEVETTE															
Todos / All	79/..	•			S		HF22	C/Maza / With Hub	238	11	9.5	97	40-50,5		4
Todos / All	73/79	•			S		HF22A		237	11	9	73	55		4
Todos / All	79/..		•			C	HF26		243,5	200	201	68	57	52,5	4




Modelo Model	Año Year	Del Front	Tras Rear				Código Part NBR	Info	A mm.	TH	Min TH	B mm.	C mm.	D #	E #
										Ø Int. mm.	Ø Max mm.				
CHEVROLET (Cont.)															
CHEVY															
Todos / All	79/..	•			S		HF22	C/Maza / With Hub	238	11	9.5	97	40-50,5		4
Todos / All	73/79	•			S		HF22A		237	11	9	73	55		4
Todos / All	79/..		•			C	HF26		243,5	200	201	68	57	52,5	4
COBALT															
1.8	13/..	•		V			HF51F	+ ABS	254	24	21	45,5	59,5		4
1.8	13/..	•		V			HF51C		240	20	18	43	60		4
1.8	13/..		•			C	HF51D		244	200	202	62	60	43	4
COMBO															
Pick-Up	..02	•		V			HF20		236	20	18.5	41	60		6
Pick-Up	02/..	•		V			HF20A		260	24	21	41	60		6
Pick-Up	03/..		•			C	HF26A		264,5	230	231	69	57	50	4
CORSA															
1.0	..02	•			S		HF23		236	12.6	9.7	41.2	60		4
1.0	02/..	•		V			HF23B		240	20	17	41	60		6
1.4	94/..	•			S		HF23		236	12.6	9.7	41.2	60		4
1.4 Nuevo / New	02/..	•		V			HF23B		240	20	17	41	60		6
1.6 8v	95/02	•		V			HF20		236	20	18.5	41	60		6
1.6 8v Nuevo / New	02/..	•		V			HF20A		260	24	21	41	60		6
1.6 16v GSI	93/96	•		V			HF23A		256	19.9	17	41	60		4
1.6 16v	95/..	•		V			HF20		236	20	18.5	41	60		6
1.7 D	99/..	•		V			HF20		236	20	18.5	41	60		6
1.8 Nuevo / New	02/..	•		V			HF20A		260	24	21	41	60		6
Todos / All	91/..		•			C	HF24	C/Maza / With Hub	228	200	201	83,5	40-50,5	36	4
Todos Nuevo / All New	02/..		•			C	HF24B	C/Maza / With Hub	228	200	201	86	51-53	35,5	4
CRUZE															
1.4 Turbo	17/..	•		V			HF51B		276	26	23.4	45.5	60		5
1.4 Turbo	17/..		•		S		HF51L		264	10	8	44,5	60		5
1.8	11/..	•		V			HF51B		276	26	23.4	45.5	60		5
1.8	11/..		•		S		HF51E		268	12	10	45	60		5
D-20															
Todos / All	..86	•		V			HF21		283.5	30	28.5	61.5	97		6
Todos / All	85/92		•			C	HF368		322	279.5	281	93	90.5	74.5	6
Todos / All	92/..		•			C	HF370		350	305	308	110	90.5	74,5	6
IPANEMA															
Todos / All	89/98	•		V			HF20		236	20	18.5	41	60		6
Todos / All	89/98		•			C	HF26		243,5	200	201	68	57	52,5	4
JIMMY															
4x2 / 4x4 (USA)	98/..	•		V			HF21A		274	29	27.5	54.5	71		5
KADETT															
Todos / All	89/98	•		V			HF20		236	20	18.5	41	60		6
Todos / All	89/98		•			C	HF26		243,5	200	201	68	57	52,5	4
LUV															
Pick-Up	83/..	•		V			HF28A		257.3	22	20.6	36	88		6
Pick-Up	83/..		•			C	HF28C		294,5	254	255,5	71	96.5	61	6
MERIVA															




Modelo Model	Año Year	Del Front	Tras Rear				Código Part NBR	Info	A mm.	TH	Min TH	B mm.	C mm.	D #	E #
										Ø Int. mm.	Ø Max mm.				
CHEVROLET (Cont.)															
1.8i 16v	03/..	•		V			HF20D		280	25	22	42	60		6
1.8 8v / 1.8 16v	03/..	•		V			HF20A		260	24	21	41	60		6
1.8i 16v	03/..		•		S		HF23C		270	10	8	69.2	57		4
1.8 8v / 1.8 16v	03/..		•		S		HF25C		259.7	10	8	69	57		4
1.8 8v / 1.8 16v	03/..		•			C	HF26A		264,5	230	231	69	57	50	4
MONTANA															
1.4 / 1.8 8v	03/..	•		V			HF20A		260	24	21	41	60		6
1.7 D	03/..	•		V			HF23B		240	20	17	41	60		6
Todos / All	03/..		•			C	HF26A		264,5	230	231	69	57	50	4
MONZA															
Todos / All	82/97	•		V			HF20		236	20	18.5	41	60		6
Todos / All	93/97		•		S		HF20B	C/Maza / With Hub	230	10	9	80	40-50,5		4
Todos / All	82/..		•			C	HF26		243,5	200	201	68	57	52,5	4
OMEGA															
CD	90/98	•		V			HF50		296	28	25	58.3	70		5
GL / GLS	90/98	•		V			HF50A		258	24	22	58.3	70		5
Todos / All	90/98		•		S		HF25D		270	10	8	67	65,5		5
3.8 V6	05/09	•		V			HF50C		296	28	25	82,5	72		5
3.8 V6	05/09		•		S		HF50B		286	16	14	79	70		5
ONIX															
1.4	13/..	•		V			HF51C		240	20	18	43	60		4
1.4	13/..		•			C	HF51G		235	200	202	58	60	35,5	4
PRISMA															
1.4	06/..	•		V			HF20	Llanta 13" / 13" wheels	236	20	18.5	41	60		6
1.4	06/..	•		V			HF20A	Llanta 14" / 14" wheels	260	24	21	41	60		6
1.4	06/..		•			C	HF24A	C/Maza / With Hub	216	180	181,8	85	40-50,5	38	4
1.4 Nuevo / New	13/..	•		V			HF51C		240	20	18	43	60		4
1.4 Nuevo / New	13/..		•			C	HF51G		235	200	202	58	60	35,5	4
S-10															
4x2	97/11	•		V			HF55	C/Maza / With Hub	275.6	30	28.5	87.3	50-59		5
4x2 / 4x4 6 Agujeros / 6 Holes	97/99	•		V			HF56	C/Maza / With Hub	276	30	28.5	88	50-59		6
4x4	98/11	•		V			HF21A		274	29	27.5	54.5	71		5
Todos / All	95/97		•			C	HF368	6 Agujeros / 6 Holes	322	279.5	281	93	90.5	74.5	6
Todos / All	97/11		•			C	HF369		322	279.5	281	89,5	71	75	5
Todos / All	97/11		•			C	HF28		316	279.5	281.3	77.5	71	63	5
4x2 / 4x4 Nueva / New	12/..	•		V			HF21E	+ - ABS	300	27	25	40	88		6
4x2 / 4x4 Nueva / New	12/..		•			C	HF21F	+ - ABS	337	295	296	80,5	101	66	6
4x2 / 4x4 2.8 D Nueva / New	17/..	•		V			HF21G		300	27	25	61,5	104		6
SILVERADO															
Todos / All	86/01	•		V			HF21	Brasil / Brazil	283.5	30	28.5	61.5	97		6
6-100 / 6-150	98/02	•		V			HF58		312	34	32	165	142		8
Todos / All	99/..	•		V			HF57	C/Maza / With Hub	313	32	29	117.7	62-73,5		6
SONIC															
1.6	12/..	•		V			HF51F		254	24	21	45,5	59,5		4
1.6	12/..		•			C	HF51D		244	200	202	62	60	43	4


Modelo Model	Año Year	Del Front	Tras Rear				Código Part NBR	Info	A mm.	TH	Min TH	B mm.	C mm.	D #	E #
				Ø Int. mm.	Ø Max mm.										
CHEVROLET (Cont.)															
SPARK															
Todos / All	05/..	•			S		HF53		236	12	10	36	86		4
SPIN															
1.8	12/..	•		V			HF51F		254	24	21	45,5	59,5		4
1.8	12/..		•			C	HF51H		274	229,5	232	63	60	47	4
TIGRA															
Todos / All	98/..	•		V			HF23A		256	19,9	17	41	60		4
Todos / All	98/..		•			C	HF24	C/Maza / With Hub	228	200	201	83,5	40-50,5	36	4
TRACKER															
1.8 16v	13/..	•		V			HF308A		300	26	23	46	60		5
1.8 16v	13/..		•		S		HF51E		268	12	10	45	60		5
1.8 16v	13/..		•			C	HF308B		274	230	232	63	60	47	5
TRAILBLAZER															
2.8D / 3.6D	12/..	•		V			HF21E	+ - ABS	300	27	25	40	88		6
2.8D / 3.6D Nueva / New	17/..	•		V			HF21G		300	27	25	61,5	104		6
VECTRA															
1.8i / 2.0i	94/96	•		V			HF25		256	24	22,4	41	60		4
1.8i / 2.0i Opel	96/..	•		V			HF23A	Alemán / German	256	19,9	17	41	60		4
2.0i 16v / 2.2i 8v / 2.2i 16v	97/..	•		V			HF25A		288	25	21	42	70		5
2.0i 8v	97/98	•		V			HF25		256	24	22,4	41	60		4
2.0i 8v	06/..	•		V			HF25E		280	25	23	42	60		4
1.8i / 2.0i	94/96		•		S		HF25C		259,7	10	8	69	57		4
2.0i 8v / 2.2i 16v	95/..		•		S		HF23C		270	10	8	69,2	57		4
2.0i 8v / 2.2i 16v	97/..		•		S		HF23D		286	10	8	69,2	65,5		5
1.8	94/..		•			C	HF26A		264,5	230	231	69	57	50	4
2.0 / 2.2	97/..		•			C	HF26		243,5	200	201	68	57	52,5	4
VERANEIO															
Todos / All	80/86	•		V			HF21		283,5	30	28,5	61,5	97		6
Todos / All	80/86		•			C	HF368		322	279,5	281	93	90,5	74,5	6
ZAFIRA															
2.0 8v	97/..	•		V			HF26B		280	25	22	42	70		5
2.0 8v	97/..		•		S		HF23D		286	10	8	69,2	65,5		5
2.0 16v	01/..	•		V			HF26B		280	25	22	42	70		5
2.0 16v	01/..		•		S		HF23E		264	10	8	42	65		5
CHRYSLER															
300															
M	98/..	•		V			HF722A		297	26	24,5	54	73,5		5
CARAVAN															
Todos / All	81/92	•		V			HF27B	C/Maza / With Hub	268	20,7	19	88	45-59		5
2.4 / 3.3	93/95	•		V			HF730B	Llanta 14" / 14" wheels	260	24	22,4	38	61		5
2.4 / 3.3	93/96	•		V			HF730A	Llanta 15" / 15" wheels	281	24	22,4	38	73		5
2.4 / 3.3 / 3.8	97/00	•		V			HF730	Llanta 15" / 15" wheels	282	24	22,4	38	73,5		5
2.4 / 3.3 / 3.8	00/..	•		V			HF729	Llanta 16" / 16" wheels	302	28	26,5	39	73,5		5
Todos / All	07/..	•		V			HF730C		302	28	26,4	38,5	72,5		5
2.4 / 3.8	97/00		•		S		HF726		290	12,5	11,3	56	72		5




Modelo Model	Año Year	Del Front	Tras Rear				Código Part NBR	Info	A mm.	TH	Min TH	B mm.	C mm.	D #	E #
										Ø Int. mm.	Ø Max mm.				
CHRYSLER (Cont.)															
3.3	97/07		•		S		HF726		290	12.5	11.3	56	72		5
Todos / All	08/..		•		S		HF730D		305	12	10	33,5	72,5		5
2.4 / 3.3 / 3.8	95/..		•			C	HF728	Llanta 15" / 15" wheels	308	250	251,5	77	72	64,5	5
GRAND CARAVAN															
Todos / All	93/97	•			V		HF730B	Llanta 14" / 14" wheels	260	24	22.4	38	61		5
Todos / All	93/97	•			V		HF730A	Llanta 15" / 15" wheels	281	24	22.4	38	73		5
Todos / All	97/00	•			V		HF730	Llanta 15" / 15" wheels	282	24	22.4	38	73.5		5
Todos / All	00/..	•			V		HF729	Llanta 16" / 16" wheels	302	28	26.5	39	73.5		5
Todos / All	93/..		•		S		HF726	Llanta 14" / 14" wheels	290	12.5	11.3	56	72		5
Todos / All	93/..		•		S		HF726	Llanta 15" / 15" wheels	290	12.5	11.3	56	72		5
Todos / All	97/..		•			C	HF728	Llanta 15" / 15" wheels	308	250	251,5	77	72	64,5	5
INTREPID															
Todos / All	98/..	•			V		HF722A		297	26	24.5	54	73.5		5
LHS															
Todos / All	93/02	•			V		HF722A		297	26	24.5	54	73.5		5
NEON															
Todos / All	94/99	•			V		HF718		256	20	18.4	38.5	61		5
Todos / All	95/..		•		S		HF727		270	9	7.3	53.4	57.5		5
Todos / All	04/..		•		S		HF725C		270	12	10	53	57.5		5
OPALA															
Todos / All	81/..	•			V		HF27B	C/Maza / With Hub	268	20.7	19	88	45-59		5
Todos / All	81/..		•			C	HF27		266	229,5	231	72	62,5	58	5
PT CRUISER															
Todos / All	01/05	•			V		HF725B		280	23	21.4	39.2	61		5
Todos / All	06/..		•		S		HF725C		270	12	10	53	57.5		5
SEBRING															
Todos / All	95/02	•			V		HF201		256	24	22.4	45.5	69		5
Todos / All	01/05	•			V		HF725A		276	26	24.4	45.8	69		5
Todos / All	07/..	•			V		HF208		294	26	24.4	45.5	69		5
SPIRIT															
Todos / All	93/97	•			V		HF730B		260	24	22.4	38	61		5
STRATUS															
Todos / All	95/..	•			V		HF721	Llanta 14" / 14" wheels	260	23	21.4	32.5	61		5
Todos / All	95/..	•			V		HF727A	Llanta 15" / 15" wheels	282	23	21.4	32.5	61		5
Todos / All	01/05	•			V		HF725A		276	26	24.4	45.8	69		5
Todos / All	95/..		•		S		HF727		270	9	7.3	53.4	57.5		5
CITROËN															
AX															
1.4 / 1.5 D	86/93	•			S		HF199		238	8	6	29	57.5		3
1.4 / 1.5 D	91/..	•			S		HF276		247	10	9	32.5	57		3
1.4 GTI	91/93	•			V		HF694		247	20.5	18.5	34.2	66		4
1.4 GTI	91/..		•			C	HF735	C/Maza / With Hub	212	180	181	80	52-52	46	4
BERLINGO															
Todos / All	96/..	•			S		HF692		266	13	11	27.2	66		4




Modelo Model	Año Year	Del Front	Tras Rear				Código Part NBR	Info	A mm.	TH	Min TH	B mm.	C mm.	D #	E #
										Ø Int. mm.	Ø Max mm.				
CITROËN (Cont.)															
Todos / All	96/..	•		V			HF697		266	20.5	18.6	27.5	66		4
Todos / All	96/..		•			C	HF724		274	228,5	230	66,5	71	50,5	4
BX															
1.6	82/93	•			S		HF688		266	10	8	27.1	66		4
1.9	85/..	•		V			HF697		266	20.5	18.6	27.5	66		4
C-15															
Todos / All	91/93	•			S		HF477		247	10	8	34.2	66		4
C3															
1.4	02/..	•			S		HF692		266	13	11	27.2	66		4
1.4 HDI	02/..	•		V			HF750		266	22	20	34	66		4
1.4 HDI	02/..		•		S		HF746		247	9	7.5	35.3	71		4
1.6	02/..	•		V			HF750		266	22	20	34	66		4
1.6	02/..		•		S		HF746		247	9	7.5	35.3	71		4
Todos / All	02/..		•			C	HF733	C/Maza / With Hub	244,5	203	204,5	71,5	52-56	41	4
1.5	12/..		•			C	HF733B	C/Maza / With Hub	239	203	204,4	76	52	47,5	4
Aircross Todos / All AirCross	11/..		•			C	HF733A	C/Maza / With Hub	273	228,5	230	77	62	51	4
C3 PICASSO															
1.6	12/..	•		V			HF752		283	26	24	34.4	66		4
1.6 (Ø30mm.)	12/..		•		S		HF751	C/Maza / With Hub	249	9	7	69	56-62		4
1.5	12/..		•			C	HF733B	C/Maza / With Hub	239	203	204,4	76	52	47,5	4
1.6	12/..		•			C	HF733A	C/Maza / With Hub	273	228,5	230	77	62	51	4
C4															
1.6	07/..	•		V			HF750		266	22	20	34	66		4
1.6 (Ø30mm.)	07/..		•		S		HF751	C/Maza / With Hub	249	9	7	69	56-62		4
1.6 (Ø25mm.)	07/..		•		S		HF751B	C/Maza / With Hub	249	9	7	67	56-60		4
2.0	07/..	•		V			HF752		283	26	24	34.4	66		4
2.0 (Ø30mm.)	07/..		•		S		HF751	C/Maza / With Hub	249	9	7	69	56-62		4
2.0 (Ø25mm.)	07/..		•		S		HF751B	C/Maza / With Hub	249	9	7	67	56-60		4
2.0 Pallas	07/..	•		V			HF752		283	26	24	34.4	66		4
2.0 Pallas	07/..		•		S		HF746		247	9	7.5	35.3	71		4
2.0 Pallas (Ø25mm.)	07/..		•		S		HF751B	C/Maza / With Hub	249	9	7	67	56-60		4
C4 CACTUS															
1.2	16/..	•			S		HF692		266	13	11	27.2	66		4
1.2	16/..	•		V			HF750		266	22	20	34	66		4
1.2 (Ø30mm.)	16/..		•		S		HF751	C/Maza / With Hub	249	9	7	69	56-62		4
C4 LOUNGE															
1.6	13/..	•		V			HF751E		302	26	24	34	66		4
1.6	13/..		•		S		HF751D	C/Maza / With Hub	249	9	8	74	56-62		4
2.0	13/..	•		V			HF752		283	26	24	34.4	66		4
2.0	13/..		•		S		HF751D	C/Maza / With Hub	249	9	8	74	56-62		4
C4 PICASSO															
1.6	08/..	•		V			HF750		266	22	20	34	66		4
2.0	08/..	•		V			HF752		283	26	24	34.4	66		4
2.0	08/..		•		S		HF751C	C/Maza / With Hub	268	12	10	73	62		4
C4 GRAND PICASSO															
2.0	08/..	•		V			HF751A		302	26	24	34.5	66		4




Modelo Model	Año Year	Del Front	Tras Rear				Código Part NBR	Info	A mm.	TH	Min TH	B mm.	C mm.	D #	E #
										Ø Int. mm.	Ø Max mm.				
CITROËN (Cont.)															
2.0	08/..		•		S		HF751C	C/Maza / With Hub	268	12	10	73	62		4
C4 VTR (Coupé)															
2.0 16v	05/..	•		V			HF752		283	26	24	34.4	66		4
2.0 16v (Ø30mm.)	05/..		•		S		HF751	C/Maza / With Hub	249	9	7	69	56-62		4
2.0 16v (Ø25mm.)	05/..		•		S		HF751B	C/Maza / With Hub	249	9	7	67	56-60		4
C5															
2.0	01/..	•		V			HF752		283	26	24	34.4	66		4
2.0	01/..		•		S		HF754		276	14	12	62	71		4
2.0	08/..	•		V			HF752A		304	28	26	48	71		5
3.0	01/..	•		V			HF753		289	28	26	34	66		4
3.0	01/..		•		S		HF754		276	14	12	62	71		4
DS3															
1.6	12/..	•		V			HF752		283	26	24	34.4	66		4
1.6 (Ø30mm.)	12/..		•		S		HF751	C/Maza / With Hub	249	9	7	69	56-62		4
1.6	12/..		•			C	HF733A	C/Maza / With Hub	273	228,5	230	77	62	51	4
DS4															
1.6	13/..	•		V			HF752		283	26	24	34.4	66		4
1.6	13/..		•		S		HF751D	C/Maza / With Hub	249	9	8	74	56-62		4
EVASION															
1.8	94/..	•		V			HF683	Sist. Bendix / Sys Bendix	257	20	18.2	40.5	59		5
1.8 / 2.0	94/..	•		V			HF620		281	26	24.2	43.5	59		5
1.8 / 2.0	94/..		•		S		HF621		295	10	8	56	59		5
JUMPER															
27-31	94/..	•			S		HF680		280	18	15.9	65.5	73		5
27-31	94/..	•		V			HF41	Llanta 15" / 15" wheels	280	24	21.9	65.5	73		5
35	94/..	•		V			HF40	Llanta 16" / 16" wheels	300	24	21.9	65.5	80		5
Todos / All	94/..		•		S		HF680C	Llanta 15" / 15" wheels	280	16	14.2	82.2	72		5
Todos / All	94/..		•		S		HF680D	Llanta 16" / 16" wheels	280	16	14.2	82	79		5
2.3	10/..	•		V			HF41	Llanta 15" / 15" wheels	280	24	21.9	65.5	73		5
2.3	10/..	•		V			HF40	Llanta 16" / 16" wheels	300	24	21.9	65.5	80		5
Todos / All	10/..	•		V			HF41A		280	28	25.9	71,5	73		5
Todos Bus / All Bus	97/		•			C	HF45A	Llanta 16" / 16" wheels	297,5	254	255,6	98,5	79	65,5	5
JUMPY															
Todos / All	17/..	•		V			HF41B		304	28	26	54,5	71		5
Todos / All	17/..		•		S		HF41C		290	12	10	35	71		5
Todos / All	17/..		•	V			HF41D		294	22	20	35	71		5
SAXO															
1.1i	00/..	•			S		HF199	Sist. ATE / Sys. ATE	238	8	6	29	57.5		3
1.1i / 1.4 i / 1.5 D	00/..	•			S		HF276	Sist. Bendix / Sys. Bendix	247	10	9	32.5	57		3
1.4i / 1.5 D	00/..	•			S		HF477		247	10	8	34.2	66		4
1.6i	00/..	•		V			HF694		247	20.5	18.5	34.2	66		4
VISA															
1.6	85/..	•		V			HF690		247	20.5	18.5	44.2	66		4
Diesel	85/..	•			S		HF477		247	10	8	34.2	66		4
XANTIA															
Todos / All	91/93	•		V			HF690		247	20.5	18.5	44.2	66		4




Modelo Model	Año Year	Del Front	Tras Rear				Código Part NBR	Info	A mm.	TH	Min TH	B mm.	C mm.	D #	E #
										Ø Int. mm.	Ø Max mm.				
CITROËN (Cont.)															
1.6 / 1.8	93/..	•		V			HF697		266	20.5	18.6	27.5	66		4
1.6 / 1.8	93/..		•		S		HF811		224	9	7	57.5	71		4
2.0	93/..	•		V			HF697		266	20.5	18.6	27.5	66		4
2.0 16v	95/..	•		V			HF406		283	26	24.2	28.2	66		4
2.0 / 2.0 16v	93/..		•		S		HF811		224	9	7	57.5	71		4
2.0i 16v	93/..	•		V			HF810		283	22	20	27.2	66		4
2.0i 16v	93/..		•		S		HF811		224	9	7	57.5	71		4
2.0i 16v Turbo CT	95/98	•		V			HF406		283	26	24.2	28.2	66		4
2.0i 16v Turbo CT	95/98		•		S		HF811		224	9	7	57.5	71		4
XANTIA BREAK															
2.0	95/..	•		V			HF406		283	26	24.2	28.2	66		4
2.0	95/02		•		S		HF812		251	12	10.8	62.5	71		4
XM															
Todos / All	91/..	•		V			HF661		283	26	24	48	71		5
Todos / All	91/..		•		S		HF797		224	9	7	63	71		5
Break / Break	91/..		•		S		HF796		250	12	10.8	62.4	71		5
XSARA															
Todos / All	97/00	•		V			HF694		247	20.5	18.5	34.2	66		4
Todos / All	01/..	•		V			HF750		266	22	20	34	66		4
2.0	98/..	•		V			HF697		266	20.5	18.6	27.5	66		4
2.0 16v	98/..	•		V			HF810		283	22	20	27.2	66		4
Full	91/..		•		S		HF247		247.3	8	6	25.3	71		4
Todos / All	98/..		•			C	HF732	C/Maza / With Hub	212	180	181	81	52-52	44,5	4
XSARA PICASSO															
2.0 / HDI	00/..	•		V			HF697		266	20.5	18.6	27.5	66		4
2.0 / HDI	00/..		•		S		HF247		247.3	8	6	25.3	71		4
2.0 / HDI	00/..		•			C	HF724		274	228,5	230	66,5	71	50,5	4
ZX															
Todos / All	91/98	•			S		HF477		247	10	8	34.2	66		4
Todos / All	91/98	•		V			HF690		247	20.5	18.5	44.2	66		4
Todos / All	91/98	•		V			HF694		247	20.5	18.5	34.2	66		4
Todos / All	91/98		•		S		HF247		247.3	8	6	25.3	71		4
Todos / All	91/98		•			C	HF732	C/Maza / With Hub	212	180	181	81	52-52	44,5	4
DACIA															
1200															
Todos / All	80/..	•			S		HF11		228	10.2	8.7	38.5	83		6
1300 / 1310															
Todos / All	80/..	•			S		HF11		228	10.2	8.7	38.5	83		6
1410															
Todos / All	80/..	•			S		HF705		238	12	10.5	41	61		4
DAEWOO															
CIELO															
Base	95/..	•			S		HF23		236	12.6	9.7	41.2	60		4
16v	95/..	•		V			HF20		236	20	18.5	41	60		6




Modelo Model	Año Year	Del Front	Tras Rear				Código Part NBR	Info	A mm.	TH	Min TH	B mm.	C mm.	D #	E #
										Ø Int. mm.	Ø Max mm.				
DAEWOO (Cont.)															
DAMAS															
Todos / All	91/..	•			S		HF304		215	10	8	33	86		4
ESPERO															
1.8i / 2.0i	95/..	•		V			HF25B		256	24	21	41	60		4
1.8i / 2.0i	95/..	•		V			HF25		256	24	22.4	41	60		4
1.8i / 2.0i	95/..		•			C	HF26		243,5	200	201	68	57	52,5	4
LANOS															
1.3i	97/..	•		V			HF20		236	20	18.5	41	60		6
1.5i / 1.6i 16v	97/..	•		V			HF25B		256	24	21	41	60		4
1.5i / 1.6i 16v	97/..	•		V			HF25		256	24	22.4	41	60		4
Todos / All	94/..		•			C	HF26		243,5	200	201	68	57	52,5	4
LEGANZA															
2.0i / 2.0i 16v / 2.2i	97/..	•		V			HF22B		256	23.7	22	46.5	60		5
2.0i / 2.0i 16v / 2.2i	94/..		•			C	HF26		243,5	200	201	68	57	52,5	4
MATIZ															
Todos / All	93/..	•			S		HF304		215	10	8	33	86		4
Todos / All	98/..		•			C	HF53A	C/Maza / With Hub	205,5	180	182	79,5	47-52	41	4
NUBIRA															
1.6i 16v / 2.0i 16v	97/..	•		V			HF22C		256	24	22	47	66		4
1.6i 16v / 2.0i 16v	97/..		•			C	HF26		243,5	200	201	68	57	52,5	4
RACER															
1.5 GL	95/..	•		V			HF20		236	20	18.5	41	60		6
1.5i 16v	95/..	•		V			HF25B		256	24	21	41	60		4
Todos / All	95/..		•			C	HF26		243,5	200	201	68	57	52,5	4
TACUMA															
1.6i / 2.0i	03/..	•		V			HF52		256	24	22	47.5	60		4
TICO															
Todos / All	95/..	•			S		HF304		215	10	8	33	86		4
DAIHATSU															
APPLAUSE															
1.6i	89/..	•		V			HF552		234	18	17	47	56		4
CHARADE															
1.0	77/83	•			S		HF550		207	10	9	38.5	47		4
1.0	93/..	•			S		HF551		234	11	10	47	56		4
1.3i / 1.5i / 1.6i	93/..	•		V			HF552		234	18	17	47	56		4
DEUTZ															
AGRALE															
1800 Dynamic	85/..	•		V			HF4000		305	30.5	28.3	116	152.4		8
DODGE															
1500															
Tipo Tensa / Tensa Type	70/..	•			S		HF9027		248	10	9	24	67		4
DAKOTA															
Todos / All	97/..	•		V			HF722		287	24	22.6	64	73.5		6




Modelo Model	Año Year	Del Front	Tras Rear				Código Part NBR	Info	A mm.	TH	Min TH	B mm.	C mm.	D #	E #
										Ø Int. mm.	Ø Max mm.				
DODGE (Cont.)															
JOURNEY															
2.7	08/..	•		V			HF730C		302	28	26,4	38,5	72,5		5
2.7	08/..		•		S		HF730D		305	12	10	33,5	72,5		5
RAM															
2500 / 3500 4x2 / 4x4	03/04	•		V			HF715		353	35.5	34	102	122.5		8
2500	03/07		•	V			HF716A		352.5	30	28	131	123		8
2500 5.7 / 5.9 / 6.7 Turbo	09/..	•		V			HF716B		360	39	37	102	123		8
2500 5.7 / 5.9 / 6.7 Turbo	09/..		•	V			HF716C		358	34	32	125	123		8
FIAT															
125															
Todos / All	68/83	•			S		HF31A		227	10	9	45	68		4
128															
1,100	68/85	•			S		HF31A		227	10	9	45	68		4
1,300	74/85	•			S		HF31A		227	10	9	45	68		4
Europa	80/85	•			S		HF34		227	11	9	45.8	61.5		4
Todos / All	74/..		•			C	HF36		219	185,5	186,8	53	59	35,5	4
133															
Todos / All	68/83	•			S		HF31A		227	10	9	45	68		4
147															
Todos / All	../87	•			S		HF34		227	11	9	45.8	61.5		4
Todos / All	../87		•			C	HF36		219	185,5	186,8	53	59	35,5	4
500 - CINQUECENTO															
1.4 16v	09/..	•		V			HF32		257	22	20	40.5	59		4
1.4 16v	09/..		•		S		HF33		240	11	9.2	40	59		4
1.4 16v	09/..		•			C	HF37		268	228,5	230	61	59	48	4
ARGO															
1.3	17/..	•		V			HF32		257	22	20	40,5	59		4
1.3	17/..		•			C	HF37A		249,3	203,2	205,2	61	59	44,7	4
1.8	17/..	•		V			HF42		284	22	20,2	43,6	59		4
1.8	17/..		•			C	HF37A		249,3	203,2	205,2	61	59	44,7	4
BARCETTA															
1.8	95/..	•		V			HF30		257	20	18	40.5	59		4
BRAVA															
Todos / All	00/..	•		V			HF30		257	20	18	40.5	59		4
Todos / All	00/..		•			C	HF37		268	228,5	230	61	59	48	4
BRAVO															
Todos / All	96/..	•		V			HF30		257	20	18	40.5	59		4
Todos / All	96/..		•		S		HF33		240	11	9.2	40	59		4
BRIO															
Todos / All	87/..		•			C	HF36		219	185,5	186,8	53	59	35,5	4
COUPE															
1.8i 16v / 2.0i 20v	94/..	•		V			HF49A		284	22	20.2	39.4	59		4
1.8i 16v / 2.0i 20v	94/..		•		S		HF33		240	11	9.2	40	59		4
CRONOS															
1.3	17/..	•		V			HF32		257	22	20	40,5	59		4




Modelo Model	Año Year	Del Front	Tras Rear				Código Part NBR	Info	A mm.	TH	Min TH	B mm.	C mm.	D #	E #	
										Ø Int. mm.	Ø Max mm.					
FIAT (Cont.)																
1.3	17/..		•				C	HF37A		249,3	203,2	205,2	61	59	44,7	4
1.8	17/..	•		V				HF42		284	22	20,2	43,6	59		4
1.8	17/..		•				C	HF37A		249,3	203,2	205,2	61	59	44,7	4
DOBLO																
1.6 16v	01/..	•		V				HF30		257	20	18	40,5	59		4
1.8 16v	00/..	•		V				HF42A		281	26	24,2	43,6	59		4
1.8 Adventure	03/..	•		V				HF42		284	22	20,2	43,6	59		4
Todos / All	00/..		•				C	HF37		268	228,5	230	61	59	48	4
DUCATO																
Todos / All	84/94	•			S			HF680A		256	16	14,8	64	73		5
Todos / All	../95	•			S			HF680B		290	16	14,8	61	73		5
2.3	10/..	•		V				HF41	Llanta 15" / 15" wheels	280	24	21,9	65,5	73		5
2.3	10/..	•		V				HF40	Llanta 16" / 16" wheels	300	24	21,9	65,5	80		5
2.3	10/..	•		V				HF41A		280	28	25,9	71,5	73		5
2.5	97/98	•			S			HF680		280	18	15,9	65,5	73		5
2.5	97/98	•		V				HF41	Llanta 15" / 15" wheels	280	24	21,9	65,5	73		5
2.5	97/98	•		V				HF40	Llanta 16" / 16" wheels	300	24	21,9	65,5	80		5
2.8	97/..	•		V				HF41	Llanta 15" / 15" wheels	280	24	21,9	65,5	73		5
2.8	97/..	•		V				HF40	Llanta 16" / 16" wheels	300	24	21,9	65,5	80		5
Todos / All	97/09		•		S			HF680C	Llanta 15" / 15" wheels	280	16	14,2	82,2	72		5
Todos / All	97/09		•		S			HF680D	Llanta 16" / 16" wheels	280	16	14,2	82	79		5
Todos / All	97/		•				C	HF45A	Llanta 16" / 16" wheels	297,5	254	255,6	98,5	79	65,5	5
DUNA																
Todos / All	86/00	•			S			HF31		240	12	10,8	46,5	59		4
Todos / All	86/00		•				C	HF36		219	185,5	186,8	53	59	35,5	4
FIORINO																
Todos / All	../86	•			S			HF34		227	11	9	45,8	61,5		4
Todos / All	86/..	•			S			HF31		240	12	10,8	46,5	59		4
1.3 / 1.4	07/..	•		V				HF32		257	22	20	40,5	59		4
Todos / All	../93		•				C	HF36		219	185,5	186,8	53	59	35,5	4
Todos / All	94/..		•				C	HF37		268	228,5	230	61	59	48	4
IDEA																
1.4i / 1.8 16v	05/..	•		V				HF30		257	20	18	40,5	59		4
1.6	05/..	•		V				HF32		257	22	20	40,5	59		4
1.8 Adventure / Sporting	09/..	•		V				HF42		284	22	20,2	43,6	59		4
Todos / All	05/..		•				C	HF37		268	228,5	230	61	59	48	4
LINEA																
1.8 / 1.9	09/..	•		V				HF42		284	22	20,2	43,6	59		4
1.8 / 1.9	09/..		•		S			HF30A		251	10	9	50,5	59		4
MAREA																
Todos / All	97/00	•		V				HF42		284	22	20,2	43,6	59		4
Todos / All	00/..	•		V				HF42A		281	26	24,2	43,6	59		4
Todos / All	97/..		•		S			HF33		240	11	9,2	40	59		4
Todos / All	97/..		•				C	HF37		268	228,5	230	61	59	48	4
MAREA WEEKEND																
1.9 D / 2.0 20v	97/00	•		V				HF42		284	22	20,2	43,6	59		4




Modelo Model	Año Year	Del Front	Tras Rear				Código Part NBR	Info	A mm.	TH	Min TH	B mm.	C mm.	D #	E #
										Ø Int. mm.	Ø Max mm.				
FIAT (Cont.)															
1.9 D / 2.0 20v	00/..	•		V			HF42A		281	26	24.2	43.6	59		4
1.9 D / 2.0 20v	97/..		•		S		HF33		240	11	9.2	40	59		4
MOBI															
1.0	16/..	•			S		HF33		240	11	9.2	40	59		4
1.0	16/..	•			S		HF31B		257	12	10.2	40.5	59		4
1.0	16/..		•			C	HF36A		219	185	187	49	59	36	4
PALIO															
1.3 8v	01/..	•		V			HF38		240	20	18.2	46.5	59		4
1.3 16v	00/..	•		V			HF38		240	20	18.2	46.5	59		4
1.4	06/..	•		V			HF38		240	20	18.2	46.5	59		4
1.5	96/98	•			S		HF31		240	12	10.8	46.5	59		4
1.5	96/03	•		V			HF38		240	20	18.2	46.5	59		4
1.6	96/00	•		V			HF38		240	20	18.2	46.5	59		4
1.6 16v	96/..	•		V			HF30		257	20	18	40.5	59		4
1.8 16v	96/..	•		V			HF30		257	20	18	40.5	59		4
Todos / All	96/..		•			C	HF36		219	185,5	186,8	53	59	35,5	4
1.8 16v	96/..		•			C	HF37		268	228,5	230	61	59	48	4
PALIO WEEKEND															
1.3 16v	97/..	•		V			HF38		240	20	18.2	46.5	59		4
1.4	00/..	•		V			HF38		240	20	18.2	46.5	59		4
1.5	98/..	•		V			HF38		240	20	18.2	46.5	59		4
1.6	98/..	•		V			HF30		257	20	18	40.5	59		4
1.8	98/..	•		V			HF30		257	20	18	40.5	59		4
Todos / All	99/..		•			C	HF37		268	228,5	230	61	59	48	4
PALIO WEEKEND ADVENTURE															
1.6 8v / 1.6 16v	99/..	•		V			HF30		257	20	18	40.5	59		4
1.8	99/..	•		V			HF38		240	20	18.2	46.5	59		4
Todos / All	99/..		•			C	HF37		268	228,5	230	61	59	48	4
PUNTO															
1.2	94/..	•			S		HF33	Italia / Italy	240	11	9.2	40	59		4
1.3 JTD	08/..	•		V			HF30		257	20	18	40.5	59		4
1.4 8v	07/..	•		V			HF32		257	22	20	40.5	59		4
1.4 16v Turbo	07/..	•		V			HF42		284	22	20.2	43.6	59		4
1.4 16v Turbo	07/..		•		S		HF30A		251	10	9	50.5	59		4
1.4 16v Turbo	07/..		•			C	HF37A		249,3	203,2	205,2	61	59	44,7	4
1.6 16v	11/..	•		V			HF32		257	22	20	40.5	59		4
1.6 16v	11/..		•		S		HF30A		251	10	9	50.5	59		4
1.8 16v	07/..	•		V			HF32		257	22	20	40.5	59		4
1.3 JTD	08/..		•			C	HF35		214	180	181,3	59	59	39	4
1.8 16v	07/..		•			C	HF37		268	228,5	230	61	59	48	4
QUBO															
Qubo 1.4 8v	11/..	•		V			HF32		257	22	20	40.5	59		4
REGATTA															
Todos / All	../87	•			S		HF34		227	11	9	45.8	61.5		4
Weekend	86/..	•			S		HF31		240	12	10.8	46.5	59		4
Todos / All	85/..		•			C	HF36		219	185,5	186,8	53	59	35,5	4




Modelo Model	Año Year	Del Front	Tras Rear				Código Part NBR	Info	A mm.	TH	Min TH	B mm.	C mm.	D #	E #
										Ø Int. mm.	Ø Max mm.				
FIAT (Cont.)															
SIENA															
Base	96/..	•				S	HF31		240	12	10,8	46,5	59		4
Todos / All	96/..	•		V			HF38		240	20	18,2	46,5	59		4
Todos / All	96/..		•				HF36		219	185,5	186,8	53	59	35,5	4
GRAND SIENA															
1.4 8v	12/..	•		V			HF32		257	22	20	40,5	59		4
1.6 16v	12/..	•		V			HF32		257	22	20	40,5	59		4
Todos / All	12/..		•				HF37A		249,3	203,2	205,2	61	59	44,7	4
SPAZIO															
Todos / All	../87	•				S	HF34		227	11	9	45,8	61,5		4
Todos / All	../87		•				HF36		219	185,5	186,8	53	59	35,5	4
STILO															
1.8 8v	02/..	•		V			HF42A		281	26	24,2	43,6	59		4
1.8 8v	02/..		•			S	HF30A		251	10	9	50,5	59		4
1.8 16v	02/..	•		V			HF42		284	22	20,2	43,6	59		4
1.8 16v	02/..		•			S	HF30A		251	10	9	50,5	59		4
1.9 JTD	02/..	•		V			HF42		284	22	20,2	43,6	59		4
1.9 JTD	02/..		•			S	HF30A		251	10	9	50,5	59		4
1.8	08/..		•				HF37		268	228,5	230	61	59	48	4
STRADA															
Todos / All	99/..	•		V			HF30		257	20	18	40,5	59		4
Todos / All	99/..		•				HF37		268	228,5	230	61	59	48	4
STRADA ADVENTURE															
Todos / All	09/..	•		V			HF42		284	22	20,2	43,6	59		4
Todos / All	09/..		•				HF37		268	228,5	230	61	59	48	4
TEMPRA															
2.0	92/..	•				S	HF31B		257	12	10,2	40,5	59		4
2.0	92/94	•		V			HF30		257	20	18	40,5	59		4
2.0	95/..	•		V			HF32		257	22	20	40,5	59		4
2.0	92/..		•			S	HF33		240	11	9,2	40	59		4
2.0 16v	95/..		•			S	HF30A		251	10	9	50,5	59		4
2.0	92/..		•				HF35		214	180	181,3	59	59	39	4
2.0	92/..		•				HF37		268	228,5	230	61	59	48	4
TIPO															
Todos / All	93/..	•				S	HF31B	Italia / Italy	257	12	10,2	40,5	59		4
Todos / All	93/..	•		V			HF30	Italia / Italy	257	20	18	40,5	59		4
Todos / All	93/..		•			S	HF33	Italia / Italy	240	11	9,2	40	59		4
Todos / All	93/..		•				HF35	Italia / Italy	214	180	181,3	59	59	39	4
Todos / All	93/..		•				HF37	Italia / Italy	268	228,5	230	61	59	48	4
TORO															
2.0 JTD	16/..	•		V			HF720E		305	28	26	40	70		5
2.0 JTD	16/..		•				HF45C		335,5	294,5	296,5	92	70	67,5	5
UNO															
1.4 Turbo / 1.5 R / 1.6 R	89/96	•		V			HF39		240	20	18,2	46,5	59		4
Todos / All	85/..	•				S	HF31		240	12	10,8	46,5	59		4




Modelo Model	Año Year	Del Front	Tras Rear				Código Part NBR	Info	A mm.	TH	Min TH	B mm.	C mm.	D #	E #
										Ø Int. mm.	Ø Max mm.				
FIAT (Cont.)															
Way 1.4 Nuevo / New	11/..	•			S		HF31		240	12	10.8	46.5	59		4
Way 1.4 Nuevo / New	11/..	•		V			HF31C	+ ABS	240	20	18,2	40,5	59		4
Attractive / Sporting	11/..	•			S		HF31B		257	12	10.2	40.5	59		4
Attractive / Sporting	11/..	•		V			HF31C	+ ABS	240	20	18,2	40,5	59		4
Todos / All	86/..		•			C	HF36		219	185,5	186,8	53	59	35,5	4
Todos Nuevo / All New	11/..		•			C	HF36A		219	185	187	49	59	36	4
FORD															
COURIER															
Todos / All	96/..	•			S		HF14		239	12	10	43	64		4
Todos / All	96/..	•		V			HF14A		239,5	20	18	42,8	64		4
Todos / All	96/..		•			C	HF19	C/Maza / With Hub	216	180	181	76	50,5-50,5	44	4
Todos / All	97/..		•			C	HF19A		268,5	229	230,1	66,5	63,5	54	4
ECOSPORT															
1.5 New	18/..	•		V			HF18J		278	25	23	40	63,5		4
1.5 New	18/..		•			C	HF19D		273	228	230,2	70	63,5	52	4
4x2 / 4x4	03/11	•		V			HF18B		258	22	20	43,3	63,5		4
2.0 16v	06/11	•		V			HF18E	Automática / Automatic	278	25	23	45	63,5		4
4x2 Todos / 4x2 All	03/..		•			C	HF113	C/Maza / With Hub	239	203,5	204,3	81,5	53-53	45	4
4x4 Todos / 4x4 All	03/..		•			C	HF19A		268,5	229	230,1	66,5	63,5	54	4
4x2 / 4x4 Kinetic	12/..	•		V			HF18J		278	25	23	40	63,5		4
4x2 / 4x4 Kinetic	12/..		•			C	HF19D		273	228	230,2	70	63,5	52	4
ESCORT															
Todos / All	94/..	•		V			HF14A		239,5	20	18	42,8	64		4
Todos / All	84/94	•		V			HF15	Argentina / Argentine	239,5	24	22	58,1	64		4
Todos / All	96/99	•		V			HF10E		260	24	22,2	43,8	64		4
Todos / All	96/99		•		S		HF10B		270	10	8,6	62,7	63,6		4
Todos / All	81/92		•			C	HF112	C/Maza / With Hub	216	180	181	76,5	40-50,5	46	4
Todos / All	92/..		•			C	HF111	C/Maza / With Hub	239	203	204,5	80	50,5-50,5	48,5	4
EXPLORER															
4x2 (+Bulones) / (+Bolts)	92/95	•		V			HF16G	C/Maza / With Hub	261	22	20,6	105,5	45,2-59,5		5
4x2 (+Bulones) / (+Bolts)	95/..	•		V			HF16J	C/Maza / With Hub	286,6	26	24,5	108,2	45-65		5
4x4 (+ Bulones) / (+Bolts)	92/95	•		V			HF16E	C/Maza / With Hub	276	22	20,6	63,5	77,5-77,5		5
4x4	95/..	•		V			HF16B		286	26	24,5	66	72		5
4x4	01/..	•		V			HF16P		305,5	26	24,5	66	72		5
Todos / All	95/..		•		S		HF16M		285	12	11	58,3	71		5
FALCON															
Todos / All	69/91	•			S		HF9131		278	12,7	11,4	60,3	82,5		5
FIESTA															
España / Spain	89/..	•			S		HF18		239,5	10	8	43	63,5		4
Brasil / Brazil / Brazil	96/..	•			S		HF14		239	12	10	43	64		4
Brasil / Brazil Zetec / Brazil Zetec	96/..	•		V			HF14A		239,5	20	18	42,8	64		4
Todos / All	96/..		•			C	HF19	C/Maza / With Hub	216	180	181	76	50,5-50,5	44	4
1.6 / Max	03/..		•			C	HF113	C/Maza / With Hub	239	203,5	204,3	81,5	53-53	45	4
1.6 Kinetic	11/..	•		V			HF18H		258	23	21	44	64		4
1.6 Kinetic	11/..		•			C	HF19C		244	200	201,5	57,5	63,5	40	4




Modelo Model	Año Year	Del Front	Tras Rear				Código Part NBR	Info	A mm.	TH	Min TH	B mm.	C mm.	D #	E #
										Ø Int. mm.	Ø Max mm.				
FORD (Cont.)															
FOCUS															
Todos / All	00/07	•		V			HF18B		258	22	20	43.3	63.5		4
Todos / All	00/07		•		S		HF18C		252.5	10	8.9	33	63.5		4
2.0 16v	06/..	•		V			HF807A		300	25	23	49	63.5		5
2.0 16v	06/..		•		S		HF807B		280	11	9	40.8	63.6		5
Todos / All	00/07		•			C	HF113	C/Maza / With Hub	239	203,5	204,3	81,5	53-53	45	4
Focus II	08/..	•		V			HF18F		278	25	23	48,5	63,5		5
Focus II	08/..		•		S		HF18G		265	11	9	40.5	63.5		5
Focus II	08/..		•			C	HF113A		271	228	230	66	63,5	51	5
F-100															
Todos (+Bulones) / All (+Bolts)	../92	•		V			HF16	C/Maza / With Hub	290	30	28.5	105.5	45,2-65		5
Todos / All	93/..	•		V			HF16A		286.6	30	28.5	82	108		5
Todos M/N / All New (14x2mm.)	00/..	•		V			HF251	C/Maza / With Hub	330	38	36	144	61,7-74		8
Heavy Duty	02/..	•		V			HF251F		331	38	36	99.3	129		8
Heavy Duty (14x1.5mm. + ABS)	03/..	•		V			HF251C	C/Maza / With Hub	330	38	36	144	61,7-74		8
Heavy Duty (14x1.5mm.)	03/..	•		V			HF251D	C/Maza / With Hub	330	38	36	144	61,7-74		8
4x4	05/08	•		V			HF251E		369	39.3	37.4	98.7	129		10
Todos Nueva / All New	00/..		•	V			HF251A		326	30	28	98.4	127		8
Todos / All	66/81	•				C	HF120		324	279,5	280,5	65	80	65	5
Todos / All	66/92		•			C	HF120A		324	279,5	280,5	78	73	58	5
Brasil / Brazil	93/..		•			C	HF114		325,5	280	281,6	83	105.5	74,5	5
Todos Nueva / All New / Heavy	00/..		•			C	HF115		357	304	307	135	127	90	8
F-250															
Todos / All	99/..		•			C	HF115		357	304	307	135	127	90	8
F-350															
Todos / All	99/..		•			C	HF115		357	304	307	135	127	90	8
F-2000															
Todos / All	85/..	•		V			HF251B		314,5	30	28	114	75,9		8
F-4000															
Todos / All	85/..	•		V			HF4000	8 Agujeros / 8 Holes	305	30.5	28.5	116	152.5		8
Todos / All	98/..	•		V			HF4000B	8 Agujeros / 8 Holes	330	33	30	94.5	129		8
Turbo	96/..	•		V			HF4000A	6 Agujeros / 6 Holes	305	30.5	27.5	111.5	152.5		6
Turbo	96/..		•	V			HF4000A	6 Agujeros / 6 Holes	305	30.5	27.5	111.5	152.5		6
GALAXY															
Todos / All	91/94	•		V			HF02A		239	20	18	38.7	65		4
Todos / All	95/..	•		V			HF02B		256	20	18	39	65		4
Todos / All	91/..		•			C	HF08	C/Maza / With Hub	240	200	201	81	40-50,5	51	4
KA															
Todos / All	96/..	•			S		HF14		239	12	10	43	64		4
Todos / All	96/..	•		V			HF10A		239.5	20	18	42.8	64		4
Todos / All	96/..		•			C	HF19	C/Maza / With Hub	216	180	181	76	50,5-50,5	44	4
KUGA															
Todos / All	08/..	•		V			HF403D		300	28	26	52	63,5		5
Todos / All	08/..		•		S		HF15J		302	11	9	51	63,5		5
MONDEO															
1.8 16v / 1.8 TD	94/..	•		V			HF18A		260	24	22.2	47	63.5		4

Modelo Model	Año Year	Del Front	Tras Rear				Código Part NBR	Info	A mm.	TH	Min TH	B mm.	C mm.	D #	E #
										Ø Int. mm.	Ø Max mm.				
FORD (Cont.)															
1.8 16v / 1.8 TD	00/..	•		V			HF15D		300	24	22	47.2	63.5		5
1.8 16v / 1.8 TD	94/..		•	V			HF18D		253	20	18	43.7	63.5		4
1.8 16v / 1.8 TD	00/..		•		S		HF15E		280	12	10	34.2	63.5		5
1.8 16v / 1.8 TD	94/..		•			C	HF19B		243	203	204,5	63,5	63,5	48,5	4
2.0 Ghia	94/..	•		V			HF18A		260	24	22.2	47	63.5		4
2.0 / 2.0 TDI	01/..	•		V			HF15D		300	24	22	47.2	63.5		5
2.0 / 2.0 TDI	94/..		•	V			HF18D		253	20	18	43.7	63.5		4
2.0 / 2.0 TDI	01/..		•		S		HF15E		280	12	10	34.2	63.5		5
2.5 V6	97/..	•		V			HF15B		278	24	22.2	47	63.5		4
2.5 V6	01/..	•		V			HF15D		300	24	22	47.2	63.5		5
2.5 V6	94/..		•	V			HF18D		253	20	18	43.7	63.5		4
2.5 V6	01/..		•		S		HF15E		280	12	10	34.2	63.5		5
Todos / All	94/..		•			C	HF19A		268,5	229	230,1	66,5	63,5	54	4
Mondeo IV	07/..	•		V			HF403D		300	28	26	52	63,5		5
Mondeo IV	07/..		•		S		HF15J		302	11	9	51	63,5		5
ORION															
Todos / All	93/..	•		V			HF10A		239.5	20	18	42.8	64		4
Todos / All	93/..		•			C	HF111	C/Maza / With Hub	239	203	204,5	80	50,5-50,5	48,5	4
PUMA															
1.7i 16v	96/..	•		V			HF10A		239.5	20	18	42.8	64		4
RANGER															
4x2 USA (+Bulones) / (+Bolts)	../95	•		V			HF16H	C/Maza / With Hub	261	22	20.6	105.8	45-59		5
4x2 (+Bulones) / (+Bolts)	95/98	•		V			HF16C	C/Maza / With Hub	261	26	24.5	108.2	45-65		5
4x2 (+Bulones) / (+Bolts)	98/..	•		V			HF16F	C/Maza / With Hub	287	26	24.5	107.6	45-65		5
4x2 Arg. (+ Bulones) / (+Bolts)	98/..	•		V			HF16J	C/Maza / With Hub	286.6	26	24.5	108.2	45-65		5
4x2	07/..	•		V			HF16T		289	28	26	70,5	98		6
4x4	95/..	•		V			HF16B		286	26	24.5	66	72		5
4x4 (+ Bulones) / (+Bolts)	98/..	•		V			HF16E	C/Maza / With Hub	276	22	20.6	63.5	77,5-77,5		5
4x4	01/..	•		V			HF16P		305,5	26	24,5	66	72		5
4x4	07/..	•		V			HF16T		289	28	26	70,5	98		6
4x2	98/08		•			C	HF114B		298	254	256	92	71	75	5
4x2 / 4x4	99/..		•			C	HF114D		327	280	281,7	95,5	71	70,5	5
2.3	01/..		•			C	HF114C	Nafta / Petrol	298	254	256,3	88,5	71	75,5	5
4x2 / 4x4	08/..		•			C	HF114E		322	279,5	281	93	71	75	5
4x2 Nueva / New	12/..	•		V			HF16R		302	32	30	61,5	98		6
4x4 Nueva / New	12/..	•		V			HF16R		302	32	30	61,5	98		6
4x2 / 4x4 Nueva / New	12/..		•			C	HF114G		347	295	296,5	80,9	93	67,4	6
S-MAX															
Todos / All	06/..	•		V			HF403D		300	28	26	52	63,5		5
Todos / All	06/..		•		S		HF15J		302	11	9	51	63,5		5
TAUNUS															
Todos / All	77/..	•			S		HF9058		247.5	12.7	11.7	27	68.3		4
TRANSIT															
2.4 TDI 330 / 350	09/..	•		V			HF265		300	28	25	54.5	93		5
2.4 TDI 330 / 350	09/..		•		S		HF265A		280	16	13	16,5	107,5		10



Modelo Model	Año Year	Del Front	Tras Rear				Código Part NBR	Info	A mm.	TH	Min TH	B mm.	C mm.	D #	E #
										Ø Int. mm.	Ø Max mm.				
GALLOPER															
SANTAMO															
4x2 2.0i 16v	99/..	•		V			HF206B	+ ABS	256	24	22.4	45.5	69		4
GROSSPAL															
1600 / 1800															
1600 D	85/..	•		V			HF4000		305	30.5	28.5	116	152.5		8
1800 D	85/..	•		V			HF4000		305	30.5	28.5	116	152.5		8
HONDA															
ACCORD															
1.6	83/88	•		V			HF834		243	19	17	50	61		4
Todos / All	91/..	•		V			HF837		282	23	21	34	92		4
2.0i 16v	93/..	•		V			HF865A		282	25	23	34.5	92		4
2.0i VTEC / 2.4i VTEC	03/..	•		V			HF836A		300	25	23	47.2	64		5
2.2i 16v	91/..	•		V			HF836		259	23	21	34	92		4
DX / LX / EX / V6	01/04	•		V			HF836D		282	23	21	47	64.1		5
3.0 V6 24v	03/..	•		V			HF836E		300	28	26	47.2	64.2		5
Todos / All	85/91		•		S		HF704		239	10	8	48.5	61		4
Todos / All	92/..		•		S		HF835		260	10	8	49	64.5		4
Todos / All	08/09		•		S		HF836C		282	9	8	49	64		5
2.0i VTEC / 2.4i VTEC	03/..		•		S		HF836B		260	10	8	49.2	64		5
CITY															
1.5 16v	09/14	•		V			HF700		262	21	19	45	64.5		4
1.5 16v	09/14		•		S		HF706		239	9	8	47.5	61		4
1.5 16v	09/14		•			C	HF708		246	200	201	63.5	61	48	4
1.5 16v	09/14		•		S		HF700G		239	9	8	34	61		4
1.5 16v New	15/..	•		V			HF700J		262	21	19	45	61		4
1.5 16v New	15/..		•			C	HF708A		246	200	201	54	61	45	4
CIVIC															
1.5	88/91		•		S		HF704		239	10	8	48.5	61		4
1.5	91/96	•		V			HF701		240	21	19	45	61		4
1.5	91/96		•		S		HF706		239	9	8	47.5	61		4
1.5	94/..	•		V			HF702		231	17	15	44	61		4
1.5 New Civic II	17/..	•		V			HF700F		282	23	21	47	64		5
1.5 New Civic II	17/..		•		S		HF700H		259,5	9	8	39,5	64		5
1.6	91/95	•		V			HF701		240	21	19	45	61		4
1.6	91/95	•		V			HF700E		260	23	21	44.6	64		4
1.6	94/..	•		V			HF702		231	17	15	44	61		4
1.6 VTI	91/01	•		V			HF700		262	21	19	45	64.5		4
1.6 VTI	96/..	•		V			HF836		259	23	21	34	92		4
1.6 Todos / 1.6 All	91/..		•		S		HF706		239	9	8	47.5	61		4
1.7	01/..	•		V			HF700		262	21	19	45	64.5		4
1.7	03/..	•		V			HF700E		260	23	21	44.6	64		4
1.8 New Civic	07/..	•		V			HF700A		262	22	19	47.1	64.2		5




Modelo Model	Año Year	Del Front	Tras Rear				Código Part NBR	Info	A mm.	TH	Min TH	B mm.	C mm.	D #	E #
										Ø Int. mm.	Ø Max mm.				
HONDA (Cont.)															
1.8 New Civic	07/..		•		S		HF700B		260	9	8	42.2	64		5
2.0 New Civic	07/..	•		V			HF711		300	25	23	47.2	64.3		5
2.0 New Civic	07/..		•		S		HF700B		260	9	8	42.2	64		5
2.0 New Civic II	17/..	•		V			HF700F		282	23	21	47	64		5
2.0 New Civic II	17/..		•		S		HF700H		259,5	9	8	39,5	64		5
Todos / All	91/00		•			C	HF707		239	200	201	59	61	43	4
Todos / All	01/..		•			C	HF708		246	200	201	63,5	61	48	4
CR-V															
2.0	97/98	•		V			HF710A		282	23	21	47.2	70.2		5
2.0	98/..	•		V			HF836D	Llanta 16" / 16" wheels	282	23	21	47	64.1		5
2.0	97/..		•		S		HF711A		280	9	7.5	58.5	64		5
2.4	05/06	•		V			HF711		300	25	23	47.2	64.3		5
2.4	06/..	•		V			HF712		296	28	26	47.5	64		5
2.4	05/..		•		S		HF712A		305	9	7.5	61	64		5
CRX															
1.6	89/..	•		V			HF700		262	21	19	45	64.5		4
1.6	89/..		•		S		HF706		239	9	8	47.5	61		4
FIT															
1.4	03/08	•		V			HF703		240	21	19	39	61		4
1.4	03/08		•			C	HF707A		224	180	181	56	61	38	4
1.4 New Fit	09/..	•		V			HF700		262	21	19	45	64.5		4
1.4 New Fit	09/..		•			C	HF708		246	200	201	63,5	61	48	4
1.5	03/08	•		V			HF703		240	21	19	39	61		4
1.5	03/08		•		S		HF706		239	9	8	47.5	61		4
1.5	03/08		•			C	HF707		239	200	201	59	61	43	4
1.5 New Fit	09/14	•		V			HF700		262	21	19	45	64.5		4
1.5 New Fit	09/14		•			C	HF708		246	200	201	63,5	61	48	4
1.5 New Fit	09/14		•		S		HF700G		239	9	8	34	61		4
1.5 New Fit II	15/..	•		V			HF700J		262	21	19	45	61		4
1.5 New Fit II	15/..		•			C	HF708A		246	200	201	54	61	45	4
HR-V															
1.8	15/..	•		V			HF713		292	25	23	47,5	64		5
1.8	15/..		•		S		HF713A		282	9	7,5	49	64		5
PASSPORT															
3.2	93/97	•		V			HF28E		280	26	24.6	36	88		6
PRELUDE															
2.0 / 2.0i 16v	91/96	•		V			HF710	Llanta 14" / 14" wheels	260	23	21	47.5	64.2		4
2.0	88/91		•		S		HF704		239	10	8	48.5	61		4
HYUNDAI															
ACCENT															
1.5	89/..	•		V			HF102		242	19.1	17.7	40.5	86		4
1.5	00/03	•		V			HF102A		241	19	17	51.7	63		4
1.5	06/..	•		V			HF360		256.5	22	20	46.5	62		4
Gyro	05/..		•			C	HF107D		249	203	205	64	62,5	44,2	4
ATOS															




Modelo Model	Año Year	Del Front	Tras Rear				Código Part NBR	Info	A mm.	TH	Min TH	B mm.	C mm.	D #	E #
										Ø Int. mm.	Ø Max mm.				
HYUNDAI (Cont.)															
1.0	98/00	•			S		HF105		230	11	9.4	43.7	67		4
1.0	01/..	•		V			HF106		235	18	16	51	63.5		4
1.0	01/..		•			C	HF101A		221.5	180	182	60	62.5	38.5	4
COUPE															
2.0	96/..	•		V			HF104		257	22	20	34	86		4
CRETA															
1.6 16v	16/..	•		V			HF325N		300	28	26.4	47.5	69		5
1.6 16v	16/..		•			C	HF358G		274	228,5	230	63	76	50	5
ELANTRA															
1.6	92/..	•		V			HF104		257	22	20	34	86		4
2.0	01/04	•		V			HF358A		258	25	22,4	47	69		4
EXCEL															
1.5	92/95	•		V			HF102		242	19.1	17.7	40.5	86		4
H-1															
2.5 TD	98/..	•		V			HF107		254	24	22,4	40	87		5
2.5 TD	02/07	•		V			HF330		274	26	24	44	87		5
Todos / All	05/09		•			C	HF107C		337	295	297	84	75	64	5
Van	07/..	•		V			HF107A		300	30	28	52,5	96.3		6
H-100															
2.5 TD	95/..	•		V			HF100		253	20	18,5	29	84		5
Porter (Light Comercial)	98/..	•		V			HF100A		276	20	18,5	28,5	113		5
2.5 TD	95/..		•			C	HF101		296	254	256	81,5	75	65	5
I-10															
1.2	10/..	•		V			HF359		241	18	16	49	62		4
I-30															
1.4 / 1.6 / 2.0	08/..	•		V			HF325D	Llanta 15" / 15" wheels	280	26	24.4	47.5	69		5
1.4 / 1.6 / 2.0	08/..	•		V			HF325N	Llanta 16" / 16" wheels	300	28	26.4	47.5	69		5
Todos / All	08/..		•		S		HF325P		262	10	8	61	76		5
SANTA FE															
2.0 CRDI	01/..	•		V			HF327		276	26	24	46	69		5
2.0 CRDI	01/05		•		S		HF325C		283.7	10	8.4	61	76		5
2.2 CRDI	06/..	•		V			HF329		321	28	26.4	49.2	69		5
2.2 CRDI	06/..	•		V			HF327A		298	28	26	49.3	69		5
2.2 CRDI	06/..		•		S		HF325C		283.7	10	8.4	61	76		5
2.4	10/..	•		V			HF329D		300	28	26,5	49	69		5
2.4	10/..		•		S		HF329C	Cinta 33,2mm / Shoe 33,2 mm	302	11	9,4	71,5	69		5
2.4	12/..	•		V			HF329		321	28	26.4	49.2	69		5
2.4	01/05		•		S		HF325C		283.7	10	8.4	61	76		5
2.7	01/05	•		V			HF327A		298	28	26	49.3	69		5
2.7	06/..	•		V			HF329		321	28	26.4	49.2	69		5
2.7	01/05		•		S		HF325C		283.7	10	8.4	61	76		5
2.7	10/..		•		S		HF329B	Cinta 39,5mm / Shoe 39,5 mm	302	11	9,4	71,5	69		5
SONATA															
Todos / All	89/98	•		V			HF103		257	22	20	45	69		4
Todos / All	06/..		•		S		HF325B		262	10	8.4	61	76		5




Modelo Model	Año Year	Del Front	Tras Rear				Código Part NBR	Info	A mm.	TH	Min TH	B mm.	C mm.	D #	E #
										Ø Int. mm.	Ø Max mm.				
HYUNDAI (Cont.)															
TUCSON															
New Tucson	17/..	•		V			HF329E		305	25	23,5	47	69		5
New Tucson	17/..		•		S		HF329F		302	10	8,4	54,5	76		5
2.0	05/11	•		V			HF325D		280	26	24,4	47,5	69		5
2.0	05/11		•		S		HF325B		262	10	8,4	61	76		5
2.0 4x2	12/..	•		V			HF325N		300	28	26,4	47,5	69		5
2.0 4x2	12/..		•		S		HF325P		262	10	8	61	76		5
2.0 4x4	12/..	•		V			HF325N		300	28	26,4	47,5	69		5
2.0 4x4	12/..		•		S		HF325C		283,7	10	8,4	61	76		5
2.4	10/..	•		V			HF325N		300	28	26,4	47,5	69		5
2.4	10/..		•		S		HF325P		262	10	8	61	76		5
2.7	05/10	•		V			HF325D		280	26	24,4	47,5	69		5
2.7	05/10		•		S		HF325C		283,7	10	8,4	61	76		5
2.0 / 2.7	05/..		•			C	HF325A		272	228,5	230,6	64	76	48	5
VELOSTER															
1.6	12/..	•		V			HF358C		280	23	21,4	44,5	69		5
1.6	12/..	•		V			HF358E		262	10	8,5	45	76		5
VERACRUZ															
3.8	09/..	•		V			HF329		321	28	26,4	49,2	69		5
3.8	09/..		•		S		HF329A		324	12	10	67	69		5
ISUZU															
AMIGO															
Todos / All	92/..	•		V			HF28E		280	26	24,6	36	88		6
Todos / All	../93	•		V			HF28A		257,3	22	20,6	36	88		6
Todos / All	92/..		•			C	HF28C		294,5	254	255,5	71	96,5	61	6
PICK-UP															
2.5 TD / 2.8 TD	93/..	•		V			HF28A		257,3	22	20,6	36	88		6
3.1 TD	97/..	•		V			HF28A		257,3	22	20,6	36	88		6
Todos / All	93/..		•			C	HF28C		294,5	254	255,5	71	96,5	61	6
RODEO															
2.6	91/96	•		V			HF28A		257,3	22	20,6	36	88		6
3.2 V6	91/92	•		V			HF28A		257,3	22	20,6	36	88		6
3.2 V6	92/..	•		V			HF28E		280	26	24,6	36	88		6
2.6	91/..		•			C	HF28C		294,5	254	255,5	71	96,5	61	6
TROOPER / TROOPER II															
Todos / All	85/91	•		V			HF28A		257,3	22	20,6	36	88		6
Todos / All	85/91		•			C	HF28C		294,5	254	255,5	71	96,5	61	6
Serie II	91/..	•		V			HF28E		280	26	24,6	36	88		6
IVECO															
DAILY															
25 L / 35 C / 35 S	06/..	•		V			HF72F		290	28	25	46	64		9
35.8 / 35.10 / 35.12	96/..	•			S		HF72		290	22	19	110,5	68		6
35.8 / 35.10 / 35.12	96/..		•		S		HF72A		289	22	20	85	84		8
40.8 / 40.10	96/99	•			S		HF72		290	22	19	110,5	68		6




Modelo Model	Año Year	Del Front	Tras Rear				Código Part NBR	Info	A mm.	TH	Min TH	B mm.	C mm.	D #	E #
										Ø Int. mm.	Ø Max mm.				
IVECO (Cont.)															
40.8 / 40.10	96/99		•		S		HF72A		289	22	20	85	84		8
49.12 / New Daily	96/..	•			S		HF72		290	22	19	110,5	68		6
49.12 / New Daily	96/..		•		S		HF72A		289	22	20	85	84		8
59.12 / 60.12 / 60.13	04/..	•		V			HF72B		290,5	25	22	160,5	120-80		6
59.12 / 60.12 / 60.13	04/..		•		S		HF72E		306	22	18	136,5	178,5		6
59.12 / 60.12 / 60.13	04/..		•			C	HF72D		350	310	313	138,5	165	108,5	6
JAGUAR															
S-TYPE															
4.2 V8 32v	02/..	•		V			HF888		300	30	28	43,5	71		5
X-TYPE															
2.0 V6 / 3.0 V6	01/..	•		V			HF15D		300	24	22	47,2	63,5		5
2.0 V6 / 3.0 V6	01/..		•		S		HF15E		280	12	10	34,2	63,5		5
JEEP															
CHEROKEE															
2.1 TD	84/95	•		V			HF719		280	24	22,7	81,5	72		5
2.1 TD	84/95		•		S		HF723		285	10,8	9,5	59,7	72		5
2.5 TD	97/01	•		V			HF719		280	24	22,7	81,5	72		5
2.5 TD	97/01		•		S		HF723		285	10,8	9,5	59,7	72		5
2.8 CRDI	05/..	•		V			HF723A		288	28	26	65	72		5
2.8 CRDI	05/..		•		S		HF726B		285	12	11	59,5	72		5
3.7 V6	05/..	•		V			HF723A		288	28	26	65	72		5
3.7 V6	05/..		•		S		HF723		285	10,8	9,5	59,7	72		5
4.0	../98	•		V			HF719		280	24	22,7	81,5	72		5
4.0	../98		•		S		HF723		285	10,8	9,5	59,7	72		5
4.0	99/..	•		V			HF720		305	26	24,5	63,5	72		5
4.0	99/..		•		S		HF725		305	10	8,5	75,2	72,2		5
4.0	96/01		•			C	HF723C		273	228,5	230	94	72	77,5	5
COMPASS															
2.4 16v	07/..	•		V			HF208		294	26	24,4	45,5	69		5
GRAND CHEROKEE															
2.5 TD	94/..	•		V			HF719		280	24	22,7	81,5	72		5
2.5 TD	94/..		•		S		HF723		285	10,8	9,5	59,7	72		5
3.0 CRDI	06/..	•		V			HF720A		328	30	28,5	53	72		5
3.0 CRDI	06/..		•		S		HF720B		319	14	12,5	66,6	72		5
3.1 TD	99/..	•		V			HF720		305	26	24,5	63,5	72		5
3.1 TD	99/..		•		S		HF725		305	10	8,5	75,2	72,2		5
4.0	91/..	•		V			HF719		280	24	22,7	81,5	72		5
4.0	91/..		•		S		HF723		285	10,8	9,5	59,7	72		5
4.7	06/..	•		V			HF720A		328	30	28,5	53	72		5
4.7	06/..		•		S		HF720B		319	14	12,5	66,6	72		5
6.1 HEMI	07/..	•		V			HF720A		328	30	28,5	53	72		5
6.1 HEMI	07/..		•		S		HF720B		319	14	12,5	66,6	72		5
PATRIOT															
2.4 16v	09/..	•		V			HF208		294	26	24,4	45,5	69		5




Modelo Model	Año Year	Del Front	Tras Rear				Código Part NBR	Info	A mm.	TH	Min TH	B mm.	C mm.	D #	E #
										Ø Int. mm.	Ø Max mm.				
JEEP (Cont.)															
RENEGADE															
1.8	16/..	•		V			HF720E		305	28	26	40	70		5
1.8	16/..		•		S		HF720F		278	12	10	43	70		5
WRANGLER															
4.0	97/99	•		V			HF719		280	24	22.7	81.5	72		5
4.0	97/99		•		S		HF723		285	10.8	9.5	59.7	72		5
4.0	00/..	•		V			HF726A		280	24.3	22.7	78.5	72.2		5
4.0	00/..		•		S		HF726B		285	12	11	59.5	72		5
KIA															
AVELLA															
1.5	98/..	•		V			HF869A		235	18.3	16	45	55		4
BESTA															
2.2 D	95/..	•		V			HF351		256	20	18	20	86		6
2.7 D	95/..	•		V			HF352		256	24	22	24	86		6
2.7 D GS	98/..	•		V			HF353	12 Pasaje / 12 passengers	258	26	24	55.8	87		6
Todos / All	95/..		•			C	HF350		311	260	262	76	93	63	6
BONGO K2500															
2.5 CRDI	07/12	•		V			HF352A		261	24	22	24	86		6
2.5 CRDI	12/..	•		V			HF352C		278	26	24	27	92		5
2.5 CRDI	12/..		•			C	HF350E		311	260	261,5	106	120	63	5
2.5 CRDI	07/..		•			C	HF350D	Eje Dual / Dual axle	253	220	221	162	75,7	69	5
BONGO K2700															
2.7 D	98/..	•		V			HF352A		261	24	22	24	86		6
CARENS															
1.8	00/..	•		V			HF356		258	24	22	48,5	72		4
1.8	00/..		•		S		HF356A		260.7	10	8	40.2	72		4
2.0 CRDI	05/07	•		V			HF325D		280	26	24.4	47.5	69		5
CARNIVAL															
2.9 TD	99/..	•		V			HF357A		274	24	22	47.5	72		5
Todos / All	99/03	•		V			HF357		274	26,4	24,4	48,5	72		5
Todos / All	04/..	•		V			HF357B		274	28	26	50,5	72		5
CERATO															
1.6 16v	06/..	•		V			HF358A		258	25	22,4	47	69		4
2.0i 16v	06/..	•		V			HF358		275	26	24	47.5	69		4
2.0i 16v	06/..		•		S		HF358B		258	10	8	41.5	76		4
2.0i 16v Nuevo / New	11/..	•		V			HF358F		280	26	24,5	47,5	69		5
CLAURUS															
2.0	97/..	•		V			HF356		258	24	22	48,5	72		4
2.0	97/..		•		S		HF356A		260.7	10	8	40.2	72		4
MAGENTIS															
2.0	07/..	•		V			HF325D		280	26	24.4	47.5	69		5
2.0	07/..		•		S		HF325B		262	10	8.4	61	76		5
PICANTO															
1.1	06/..	•		V			HF359		241	18	16	49	62		4
PREGIO															

Modelo Model	Año Year	Del Front	Tras Rear				Código Part NBR	Info	A mm.	TH	Min TH	B mm.	C mm.	D #	E #
										Ø Int. mm.	Ø Max mm.				
KIA (Cont.)															
2.7 D	98/..	•		V			HF352A		261	24	22	24	86		6
PRIDE															
1.3	92/..	•			S		HF355		219	13	11	37	75		4
RIO															
1.6	08/..	•		V			HF360		256.5	22	20	46.5	62		4
RONDO															
2.0 / 2.0 CRDI	08/..	•		V			HF325D		280	26	24.4	47.5	69		5
SEPHIA															
1.5	93/..	•		V			HF354		243	20	18	43.5	57		4
1.5	93/..		•			C	HF350B		246,5	200	201	58	57	41,5	4
SHUMA															
1.8	99/00	•		V			HF354		243	20	18	43.5	57		4
1.8	99/00		•			C	HF350B		246,5	200	201	58	57	41,5	4
SORENTO															
2.2 CRDI	10/..	•		V			HF327A		298	28	26	49.3	69		5
2.2 CRDI	10/..	•		V			HF329		321	28	26.4	49.2	69		5
2.4	10/..	•		V			HF329		321	28	26.4	49.2	69		5
2.4	10/..	•		V			HF329D		300	28	26,5	49	69		5
2.4	10/..		•		S		HF329C	Cinta 33,2mm / Shoe 33,2 mm	302	11	9,4	71,5	69		5
2.4	10/..		•		S		HF329B	Cinta 39,5mm / Shoe 39,5 mm	302	11	9,4	71,5	69		5
2.5	06/..	•		V			HF326A		302	28	26	54.5	96		5
3.8 V6	06/..	•		V			HF326A		302	28	26	54.5	96		5
4x4	05/..	•		V			HF326A		302	28	26	54.5	96		5
4x4	05/..		•	V			HF326		315	20	18	88	96.5		5
SOUL															
1.6 16v	09/..	•		V			HF325D		280	26	24.4	47.5	69		5
1.6 16v	09/..		•			C	HF325H		244,5	203	205	55,5	76	41,5	5
SPORTAGE															
New Sportage 2.0	17/..	•		V			HF329E		305	25	23,5	47	69		5
New Sportage 2.0	17/..		•		S		HF329F		302	10	8,4	54,5	76		5
4x2 / 4x4	93/03	•		V			HF325		284	24	22.4	51	96.5		5
4x2	04/10	•		V			HF325D		280	26	24.4	47.5	69		5
4x2	04/10		•		S		HF325B		262	10	8.4	61	76		5
4x2	11/..	•		V			HF325D		280	26	24.4	47.5	69		5
4x2	11/..		•		S		HF325P		262	10	8	61	76		5
4x4	04/10	•		V			HF325D		280	26	24.4	47.5	69		5
4x4	04/10		•		S		HF325C		283.7	10	8.4	61	76		5
4x4	11/..	•		V			HF325N		300	28	26.4	47.5	69		5
4x4	11/..		•		S		HF325C		283.7	10	8.4	61	76		5
LADA															
LAIKA															
Todos / All	93/99	•			S		HF122		252	10	9	64.5	68		4
NIVA															
1.7i / 1.9 D	91/02	•			S		HF121		272	11,5	9,5	50,5	108		5

Modelo Model	Año Year	Del Front	Tras Rear				Código Part NBR	Info	A mm.	TH	Min TH	B mm.	C mm.	D #	E #
										Ø Int. mm.	Ø Max mm.				
LADA (Cont.)															
SAMARA															
1.3 5 Puertas / 5 Doors	93/99	•				S	HF108		239	12	10.8	42.5	58.5		4
1.5 4 Puertas / 4 Doors	92/95	•				S	HF108		239	12	10.8	42.5	58.5		4
LAND ROVER															
DEFENDER															
90	95/05	•				S	HF400		298	14	13	70	101		5
90	95/05	•			V		HF401		298	24	22	70	102		5
90	95/05		•			S	HF402		290	13	11.7	61.5	101		5
90	95/05		•			S	HF401A		298	14.2	12	59.3	101.7		5
110	94/07	•				S	HF400		298	14	13	70	101		5
110	94/07	•			V		HF401		298	24	22	70	102		5
110	94/07		•			S	HF402		290	13	11.7	61.5	101		5
110	94/07		•			S	HF401A		298	14.2	12	59.3	101.7		5
DISCOVERY															
4.0 V8	97/..	•			V		HF400B		297	25	22	91,5	70		5
4.0 V8	97/..		•			S	HF400A		304	13	11.7	62.7	70		5
Todos / All	92/..	•				S	HF400		298	14	13	70	101		5
Todos / All	92/..	•			V		HF401		298	24	22	70	102		5
Todos / All	92/..		•			S	HF402		290	13	11.7	61.5	101		5
DISCOVERY 2															
Todos / All	99/..	•			V		HF400B		297	25	22	91,5	70		5
Todos / All	99/..		•			S	HF400A		304	13	11.7	62.7	70		5
DISCOVERY 3															
2.7 TD V6	06/..	•			V		HF404		317	30	27	62	79		5
2.7 TD V6	06/..		•		V		HF405		325	20	17	59.5	79		5
4.0 V8	05/..	•			V		HF404		317	30	27	62	79		5
4.0 V8	05/..		•		V		HF405		325	20	17	59.5	79		5
DISCOVERY 4															
Todos / All	10/..	•			V		HF404A		360	30	27	62	79		5
Todos / All	10/..		•		V		HF404B		350	20	17	59	79		5
FREELANDER															
Todos / All	98/..	•			V		HF403A		277	21	19	52	66		5
Freelander II	10/..	•			V		HF403D		300	28	26	52	63,5		5
RANGE ROVER															
Todos / All	70/..	•				S	HF400		298	14	13	70	101		5
Serie II	94/..	•			V		HF401		298	24	22	70	102		5
Serie II	94/02	•			V		HF400C		297	25	22	65	70		5
Todos / All	90/94		•			S	HF402		290	13	11.7	61.5	101		5
Serie III	99/04		•			S	HF400A		304	13	11.7	62.7	70		5
Evoque	12/..	•			V		HF403D		300	28	26	52	63,5		5
Evoque	12/..		•			S	HF15J		302	11	9	51	63,5		5
RANGE ROVER SPORT															
Todos / All	05/..	•			V		HF404		317	30	27	62	79		5
Todos / All	05/..		•		V		HF405		325	20	17	59.5	79		5
Todos / All	10/..	•			V		HF404A		360	30	27	62	79		5

Modelo Model	Año Year	Del Front	Tras Rear				Código Part NBR	Info	A mm.	TH	Min TH	B mm.	C mm.	D #	E #
										Ø Int. mm.	Ø Max mm.				
LAND ROVER (Cont.)															
Todos / All	10/..		•	V			HF404B		350	20	17	59	79		5
MAZDA															
121															
1.3	92/..	•			S		HF355		219	13	11	37	75		4
1.3	92/..	•		V			HF869A		235	18	16	45	55		4
323															
Todos / All	80/85	•			S		HF860		227	11	10	31	75		4
Todos / All	85/89	•		V			HF867		238	18	16	31	75		4
Todos / All	89/94	•		V			HF869A		235	18	16	45	55		4
Todos / All	94/..	•		V			HF864		235	22	20	45	55		4
Todos / All	96/..	•		V			HF865		257	22	20	45	55		4
Todos / All	98/..	•		V			HF868		235	22	20	46	55		4
Todos 2.0 D / All 2.0 D	98/..	•		V			HF869		257	24	22	47	55		4
Todos / All	89/..		•		S		HF861		250	9	8	34.5	55		4
626															
Todos / All	../97	•		V			HF866		264	24	22	46.5	64		5
Todos / All	98/..	•		V			HF357A		274	24	22	47.5	72		5
Todos / All	93/..		•		S		HF862		261	10	8	40.2	72		5
Todos Break / All Break	97/..	•		V			HF357A		274	24	22	47.5	72		5
MX3 / MX5															
1.6 MX5	93/..	•		V			HF869A		235	18	16	45	55		4
Todos / All	93/..		•		S		HF861		250	9	8	34.5	55		4
MX6															
2.0	90/..	•		V			HF866		264	24	22	46.5	64		5
2.0	90/..		•		S		HF862		261	10	8	40.2	72		5
PICK-UP B2000 / B2200															
2.0 / 2.2	87/..	•		V			HF351		256	20	18	20	86		6
2.0 / 2.2	87/..		•			C	HF350		311	260	262	76	93	63	6
PICK-UP B2500															
2.5 D	94/99		•			C	HF114B		298	254	256	92	71	75	5
PICK-UP B2600															
4x2 / 4x4	07/..	•		V			HF16T		289	28	26	70.5	98		6
PICK-UP D/C															
2.5 D	97/02		•			C	HF114B		298	254	256	92	71	75	5
MERCEDES BENZ															
ACCELO															
715 Camión / Truck	93>	•			S		HF472		323	30	28	91	118		6
915 Camión / Truck	03>	•		V			HF472D		335	34	28	114	138		6
915 Camión / Truck	03>		•	V			HF472E		335	34	31	111	152		8
190															
W201	84/93	•			S		HF478		262	11	9	43.5	67		5
W201	88/..	•		V			HF475D		284	22	19.4	43.5	67		5
W201	84/93		•		S		HF476A		258	9	7.3	53.5	67		5

Modelo Model	Año Year	Del Front	Tras Rear				Código Part NBR	Info	A mm.	TH	Min TH	B mm.	C mm.	D #	E #
										Ø Int. mm.	Ø Max mm.				
MERCEDES BENZ (Cont.)															
200															
W123	../85		•		S		HF475C		279	10	8.3	72	67		5
W124	93/..	•		V			HF475D		284	22	19.4	43.5	67		5
W124	85/93		•		S		HF476A		258	9	7.3	53.5	67		5
230															
2.3	84/93	•		V			HF475D		284	22	19.4	43.5	67		5
2.3	84/93		•		S		HF476A		258	9	7.3	53.5	67		5
250															
2.5 D	84/93	•		V			HF475D		284	22	19.4	43.5	67		5
2.5 D	84/93		•		S		HF476A		258	9	7.3	53.5	67		5
260															
2.6	83/92		•		S		HF475C		279	10	8.3	72	67		5
280															
Todos / All	76/85	•		V			HF470		278	22	19.4	68.5	80		5
Todos / All	74/..		•		S		HF475C		279	10	8.3	72	67		5
300															
W124	91/95	•		V			HF475D		284	22	19.4	43.5	67		5
W124	91/95		•		S		HF476A		258	9	7.3	53.5	67		5
W126	85/91		•		S		HF475C		279	10	8.3	72	67		5
W140	91/93	•		V			HF470B		310	28	25.4	82	67		5
320 CLK															
Todos / All	98/05	•		V			HF470E		300	28	25.5	46.5	67		5
350															
Todos / All	72/80		•		S		HF475C		279	10	8.3	72	67		5
420															
R107	85/89	•		V			HF475D		284	22	19.4	43.5	67		5
R107	85/89		•		S		HF475C		279	10	8.3	72	67		5
W126	85/91		•		S		HF475C		279	10	8.3	72	67		5
450															
Todos / All	76/85	•		V			HF470		278	22	19.4	68.5	80		5
Todos / All	72/80		•		S		HF475C		279	10	8.3	72	67		5
500															
E	92/94	•		V			HF475D		284	22	19.4	43.5	67		5
E	92/94		•		S		HF475C		279	10	8.3	72	67		5
SE / SEL	84/94	•		V			HF470		278	22	19.4	68.5	80		5
SE / SEL	84/94		•		S		HF475C		279	10	8.3	72	67		5
560															
5.6	85/91		•		S		HF475C		279	10	8.3	72	67		5
CLASE A - A160															
1.6	99/..	•		V			HF212		260	22	19.4	40.5	67		5
1.6	99/..		•		C		HF213		230	180	181.2	57.5	67	49	5
CLASE A - A190															
1.9	00/..	•		V			HF212		260	22	19.4	40.5	67		5
1.9	00/..		•		C		HF213		230	180	181.2	57.5	67	49	5
CLASE C - C180															
1.8	93/..	•			S		HF475		284	12	10	43.5	67		5

Modelo Model	Año Year	Del Front	Tras Rear				Código Part NBR	Info	A mm.	TH	Min TH	B mm.	C mm.	D #	E #
										Ø Int. mm.	Ø Max mm.				
MERCEDES BENZ (Cont.)															
1.8	93/..		•		S		HF470A		258	9	7.3	53.5	67		5
CLASE C - C200															
2.0	93/00	•			S		HF475		284	12	10	43.5	67		5
2.0	93/00		•		S		HF470A		258	9	7.3	53.5	67		5
2.0 Coupé	01/..	•		V			HF470C		288	25	22.4	46.5	67		5
2.0 Kompressor	00/06	•		V			HF470C		288	25	22.4	46.5	67		5
CLASE C - C220															
2.2 / 2.2 CDI	93/..	•			S		HF475		284	12	10	43.5	67		5
2.2 / 2.2 CDI	93/..		•		S		HF470A		258	9	7.3	53.5	67		5
CLASE C - C230 / C240															
Todos / All	97/..	•		V			HF470C		288	25	22.4	46.5	67		5
2.4	03/05	•		V			HF470E		300	28	25.5	46.5	67		5
CLASE C - C280															
2.8	93/95		•		S		HF470A		258	9	7.3	53.5	67		5
2.8	95/01	•		V			HF470C		288	25	22.4	46.5	67		5
2.8	06/..	•		V			HF470E		300	28	25.5	46.5	67		5
CLASE C - C320															
Todos Sport / All Sport	00/..	•		V			HF470E		300	28	25.5	46.5	67		5
CLASE C - C350															
Todos / All	06/..	•		V			HF470E		300	28	25.5	46.5	67		5
CLASE E															
W210	95/02	•		V			HF470C		288	25	22.4	46.5	67		5
W210	95/..	•		V			HF474B		300	28	25.4	46.5	67		5
W210	96/..	•			S		HF475B		290	10	8.3	55.2	67		5
W211	02/..	•		V			HF474A		295	28	25.4	55	67		5
W211	03/..	•		V			HF474E		312	28	25.4	65	67		5
W211	03/..		•		S		HF474F		300	10	8	68.5	67		5
Todos / All	03/..		•	V			HF475E	+ ABS	300	22	19.4	68.5	67		5
CLASE M															
ML 320 / 350 / 430	98/..		•		S		HF478D		285	15	13	55.5	67		5
ML 430 / 500 / 55 AMG	00/05	•		V			HF478A		345	32	30	51	67		5
ML 430 / 500 / 55 AMG	00/05		•		S		HF478B		331.5	14	12	55	67		5
CLASE S															
W140	93/98	•		V			HF469		320	30	27.4	82	67		5
W140	95/98	•		V			HF479		320	30	27.4	82	67		5
MB 180-D															
Todos / All	94/..	•		V			HF180A		263	24	22	82	94		5
Todos / All	94/..		•			C	HF180		290	254	256	93	90	68	5
SERIE L															
L-709 / L-710	90/..	•		V			HF472A		304	30	28	91	118		6
L-710	93>	•			S		HF472		323	30	28	91	118		6
L-712	96/..	•		V			HF472B		312	34	32	82	118		6
L-712	96/..		•	V			HF472C		312	34	32	115	118		6
L-912 / L-913 / L-914 / LO-914	95/..	•		V			HF472B		312	34	32	82	118		6
L-912 / L-913 / L-914 / LO-914	95/..		•	V			HF472C		312	34	32	115	118		6




Modelo Model	Año Year	Del Front	Tras Rear				Código Part NBR	Info	A mm.	TH	Min TH	B mm.	C mm.	D #	E #
										Ø Int. mm.	Ø Max mm.				


MERCEDES BENZ (Cont.)


SPRINTER															
310	95/..	•		V			HF471		276	22	19	77.1	85		5
310	95/..		•		S		HF471A		272	16	14	96.5	85		5
311	00/01	•		V			HF471		276	22	19	77.1	85		5
311	02/06	•		V			HF471B		276	22	19	77	85		5
311	06/..	•		V			HF471F		300	28	25	68.5	85		6
311	02/..		•		S		HF471A		272	16	14	96.5	85		5
311	06/..		•		S		HF471H		298	16	14	71,5	85		6
311	00/01		•		S		HF471A		272	16	14	96.5	85		5
312	98/..	•		V			HF471		276	22	19	77.1	85		5
312	98/..		•		S		HF471A		272	16	14	96.5	85		5
313	02/06	•		V			HF471B		276	22	19	77	85		5
313	06/..	•		V			HF471F		300	28	25	68.5	85		6
313	02/06		•		S		HF471A		272	16	14	96.5	85		5
313	02/06		•		S		HF471C		272	16	14	96.5	85		5
313	06/..		•		S		HF471H		298	16	14	71,5	85		6
412	99/..	•		V			HF471		276	22	19	77.1	85		5
412	99/..		•		S		HF471A		272	16	14	96.5	85		5
412	00/..		•	V			HF471D		285	22	19	93	120		6
413	..06	•		V			HF471B		276	22	19	77	85		5
413	06/..	•		V			HF471F		300	28	25	68.5	85		6
413	00/01		•		S		HF471A	3.500 Kg	272	16	14	96.5	85		5
413	02/..		•	V			HF471D	4.600 Kg	285	22	19	93	120		6
413	06/..		•		S		HF471H		298	16	14	71,5	85		6
413	06/..		•	V			HF471J		303	28	25	93	120		6
415	12/..	•		V			HF471F		300	28	25	68.5	85		6
415	12/..		•		S		HF471H		298	16	14	71,5	85		6
415	12/..		•	V			HF471J		303	28	25	93	120		6
416	03/..	•		V			HF471E		285	22	19	72	85		5
416	03/..		•		S		HF471A	3.500 Kg	272	16	14	96.5	85		5
515	12/..	•		V			HF471F		300	28	25	68.5	85		6
515	12/..		•	V			HF471J		303	28	25	93	120		6
Todas	95/..		•			C	HF473	3.500 Kg	324	280,5	282	105	85	79	5




CAMIÓN / TRUCK




ATEGO	98/04	•		V			HF1938		430	45	37	132,5	211,1		10
ATEGO	98/04		•	V			HF1938		430	45	37	132,5	211,1		10
AXOR 1933 / 2035 / 2040 / 2044	98/..	•		V			HF1938		430	45	37	132,5	211,1		10
AXOR 1933 / 2035 / 2040 / 2044	98/..		•	V			HF1938		430	45	37	132,5	211,1		10
AXOR 2533 / 2540 / 2544 / 2640	98/..	•		V			HF1938		430	45	37	132,5	211,1		10
AXOR 2533 / 2540 / 2544 / 2640	98/..		•	V			HF1938		430	45	37	132,5	211,1		10
AXOR 2644 / 2826 / 3340	98/..	•		V			HF1938		430	45	37	132,5	211,1		10
AXOR 2644 / 2826 / 3340	98/..		•	V			HF1938		430	45	37	132,5	211,1		10
1935 L	98/..	•		V			HF1938		430	45	37	132,5	211,1		10
1935 L	98/..		•	V			HF1938		430	45	37	132,5	211,1		10
1938 L / LS	98/..	•		V			HF1938		430	45	37	132,5	211,1		10
1938 L / LS	98/..		•	V			HF1938		430	45	37	132,5	211,1		10




Modelo Model	Año Year	Del Front	Tras Rear				Código Part NBR	Info	A mm.	TH	Min TH	B mm.	C mm.	D #	E #
										Ø Int. mm.	Ø Max mm.				
MERCEDES BENZ (Cont.)															
1944 L / LS	98/..	•		V			HF1938		430	45	37	132,5	211,1		10
1944 L / LS	98/..		•	V			HF1938		430	45	37	132,5	211,1		10
MINI COOPER															
COOPER															
1.6 16v	07/..	•		V			HF316	Ø 14 mm.	294	22	20.4	44	64		4
1.6 16v	07/08		•		S		HF316B	Ø 16 mm.	259	10	8	44	64		4
1.6i 16v	07/..	•		V			HF316	Ø 14 mm.	294	22	20.4	44	64		4
COOPER S															
1.6 16v S	07/..	•		V			HF316A	Ø 16 mm.	280	22	20.4	44	64		4
MITSUBISHI															
COLT															
1.5 / 1.6	../90	•			S		HF204		243	13	11.4	34	86		4
1.5 / 1.6	90/..	•		V			HF210A		236	18	16.4	34	86		4
1.8 GTI	92/..	•		V			HF210B		236	18	16.4	45	64.1		4
1.8 GTI	92/..		•		S		HF210		265	10	8.4	49	90		4
ECLIPSE															
2.0 16v	91/..	•		V			HF201		256	24	22.4	45.5	69		5
2.0 16v	95/..		•			C	HF723B		270	228,7	230,7	61	90	46	5
GALANT															
Todos / All	../93	•		V			HF206B		256	24	22.4	45.5	69		4
Todos / All	95/..		•	V		C	HF723B		270	228,7	230,7	61	90	46	5
L-200															
4x2	87/..	•		V			HF200		258	22	20.4	33.5	84		6
4x4	92/02	•		V			HF200A		277	22	20.4	45	87		6
4x4	03/..	•		V			HF200C		276	24	22.4	45	87		6
2.5 TDI	03/..	•		V			HF200B	Llanta 16" / 16" wheels	314	24	22,4	45,5	87		6
2.5 TDI	03/..		•			C	HF202B	Llanta 16" / 16" wheels	330,5	270	272	94	108	78	6
Triton	08/..	•		V			HF200G		294	28	26,4	46,5	94		6
Triton	08/16		•			C	HF202C		343	295	297	91	94	53,5	6
Triton	17/..		•			C	HF202D		343	295	297	91,5	94	73,5	6
L-300															
2.5 TD	86/..	•		V			HF200A		277	22	20.4	45	87		6
2.5 TD Mini Bus / Van	87/..	•		V			HF200D		255	20	18.4	33.5	84		5
LANCER															
Todos / All	../90	•			S		HF204		243	13	11.4	34	86		4
Todos / All	91/95	•			S		HF207		234	13	11.4	45	64		4
Todos / All	90/93	•		V			HF210A		236	18	16.4	34	86		4
Todos / All	93/..	•		V			HF210B		236	18	16.4	45	64.1		4
Todos / All	88/..		•		S		HF210		265	10	8.4	49	90		4
MONTERO															
2.5 TD	92/..	•		V			HF200C		276	24	22.4	45	87		6
2.6	86/91	•		V			HF200A	Nafta / Petrol	277	22	20.4	45	87		6
2.8 TDI	91/..	•		V			HF200C		276	24	22.4	45	87		6
2.8 TDI	91/..		•		S		HF206		315	18	16	84,2	108		6




Modelo Model	Año Year	Del Front	Tras Rear				Código Part NBR	Info	A mm.	TH	Min TH	B mm.	C mm.	D #	E #
										Ø Int. mm.	Ø Max mm.				
MITSUBISHI (Cont.)															
3.0 V6	92/..	•		V			HF200C		276	24	22.4	45	87		6
3.2 DI-D	00/06	•		V			HF200F		290	26	24.4	46	94		6
3.2 DI-D	07/..	•		V			HF206C		332	28	26	56.5	93.8		6
3.2 DI-D	07/..		•	V			HF206D		332	18	16	74,6	93,8		6
3.2 DI-D	09/..	•		V			HF200G		294	28	26,4	46,5	94		6
3.2 DI-D	00/..		•	V			HF206A		300	22	20.4	72.5	94		6
3.5 V6	87/..	•		V			HF200C		276	24	22.4	45	87		6
3.5 V6	87/..		•		S		HF206		315	18	16	84,2	108		6
3.2 DI-D / 3.5 V6	07/..		•			C	HF202C		343	295	297	91,5	94	53,5	6
MONTERO IO															
1.6 3P / 1.8 5P	99/..	•		V			HF200E		285	22	20.4	38.5	69		5
1.6 3P / 1.8 5P	99/..		•			C	HF203		278	229	230,6	60	90	38,5	5
OUTLANDER															
2.4 / 3.0	08/..	•		V			HF208		294	26	24.4	45.5	69		5
Todos / All	03/..		•			C	HF203		278	229	230,6	60	90	38,5	5
PICK-UP															
4x2	86/96	•		V			HF200		258	22	20.4	33.5	84		6
4x4	86/96	•		V			HF200A		277	22	20.4	45	87		6
SPACE WAGON															
2.0	92/98	•		V			HF206B		256	24	22.4	45.5	69		4
NISSAN															
FRONTIER															
2.3 TD	17/..	•		V			HF600B		296	28	26	53	68		6
2.3 TD	17/..		•			C	HF605B		311	269	271,5	86	68	69	6
2.5 TD	05/16	•		V			HF600B		296	28	26	53	68		6
2.5 TD	05/16		•			C	HF605A		336	295	296,5	89	68	71	6
2.8 TD 4x2 / 4x4	02/..	•		V			HF600		277	26	24	39.5	100		6
2.8 TD 4x2 / 4x4	02/..		•			C	HF605		336	295	296,5	89	100.5	66	6
3.2 4x2	98/04	•		V			HF617	4 Cilindros / 4 Cylinders	260	26	24	40	92		6
KICKS															
1.6	17/..	•		V			HF615D		258	22	20	44	61		4
1.6	17/..		•			C	HF615E		245	203	205	60	61	50	4
MARCH															
1.6	12/..	•		V			HF615B		260	22	20	44	61		4
1.6	12/..		•			C	HF615F	C/Maza / With Hub	256	203	205	75	55	49	4
MAXIMA															
3.0	89/01	•		V			HF614		280	22	20	49,3	68		5
NOTE															
1.6	13/..	•		V			HF615B		260	22	20	44	61		4
1.6	13/..		•			C	HF615F	C/Maza / With Hub	256	203	205	75	55	49	4
PATHFINDER															
Todos / All	87/95	•		V			HF600		277	26	24	39.5	100		6
Todos / All	99/04	•		V			HF618		300	28	26	38	100		6
New 2.5 DCI	05/..	•		V			HF618B		296	28	26	38.4	68		6
New 2.5 DCI	05/..		•	V			HF618A		307.5	18	16	63	68		6




Modelo Model	Año Year	Del Front	Tras Rear				Código Part NBR	Info	A mm.	TH	Min TH	B mm.	C mm.	D #	E #
										Ø Int. mm.	Ø Max mm.				
NISSAN (Cont.)															
PICK-UP															
Todos / All	83/85	•		V			HF600A		267	22	20	39.5	100		6
Todos / All	95/..		•			C	HF605		336	295	296,5	89	100.5	66	6
PRIMERA															
2.0	90/98	•		V			HF607		257	22	20	49.2	68		4
SENTRA															
Todos / All	86/90	•			S		HF610		240	12	10	45	61		4
1.6	91/..	•		V			HF609		240	18	16	45.2	61		4
1.8 16v	01/06	•		V			HF607		257	22	20	49.2	68		4
1.8 16v	07/..	•		V			HF615		280	24	22	44,5	68		4
1.8 16v	07/..		•			C	HF611B		264,5	228,5	230	60,5	68	51	4
2.0	91/..	•		V			HF608		250	18	16	45.2	61		4
Todos / All	91/00		•		S		HF612		234	7	6	39.4	68		4
Todos / All	91/00		•			C	HF611		220	180	181	57,5	68	36,5	4
2.0 16v	07/..	•		V			HF615		280	24	22	44,5	68		4
2.0 16v	07/..		•			C	HF611B		264,5	228,5	230	60,5	68	51	4
2.0	13/..	•		V			HF615G	5 agujeros / 5 holes	280	24	22	44	68		5
2.0	13/..		•		S		HF615C	5 agujeros / 5 holes	291	9	8	62,5	68		5
TERRANO															
Serie II	93/..	•		V			HF600		277	26	24	39.5	100		6
TIIDA															
1.8	07/..	•		V			HF615		280	24	22	44,5	68		4
1.8	08/..	•		V			HF613		260	22	20	44	68		4
1.8	07/..		•		S		HF823	C/Maza / With Hub	240	8	7	80.5	55		4
1.8	07/..		•			C	HF613A		239	203	204,5	66	68	41	4
VERSA															
1.6	12/..	•		V			HF615B		260	22	20	44	61		4
1.6	12/..		•			C	HF615F	C/Maza / With Hub	256	203	205	75	55	49	4
X-TERRA															
2.8 TDI	02/..	•		V			HF600		277	26	24	39.5	100		6
2.8 TDI	05/..	•		V			HF618B		296	28	26	38.4	68		6
2.8 TDI	05/..		•	V			HF618A		307.5	18	16	63	68		6
2.8 TDI	02/..		•			C	HF605		336	295	296,5	89	100.5	66	6
X-TRAIL															
2.5	03/..	•		V			HF619		280	28	26	49.5	68		5
PEUGEOT															
106															
Todos Base / All Base	93/..	•			S		HF477		247	10	8	34.2	66		4
Todos / All	93/..	•		V			HF694		247	20.5	18.5	34.2	66		4
Todos / All	93/..		•			C	HF735	C/Maza / With Hub	212	180	181	80	52-52	46	4
205															
1.6 GTI	85/..	•		V			HF690		247	20.5	18.5	44.2	66		4
Todos Base / All Base	89/..	•			S		HF477		247	10	8	34.2	66		4
Todos / All	89/..	•		V			HF694		247	20.5	18.5	34.2	66		4
Todos / All	89/..		•		S		HF699		247	8	7	20.3	71		4




Modelo Model	Año Year	Del Front	Tras Rear				Código Part NBR	Info	A mm.	TH	Min TH	B mm.	C mm.	D #	E #
										Ø Int. mm.	Ø Max mm.				
PEUGEOT (Cont.)															
206															
1.4	99/..	•				S	HF298		247	13	11	34.2	66		4
1.6 8v	99/..	•		V			HF694		247	20.5	18.5	34.2	66		4
1.6 16v	01/..	•		V			HF750		266	22	20	34	66		4
1.6 16v	01/..		•			S	HF247		247.3	8	6	25.3	71		4
1.9 D	99/..	•		V			HF694		247	20.5	18.5	34.2	66		4
2.0	01/..	•		V			HF750	Nafta / Petrol	266	22	20	34	66		4
2.0	01/..		•			S	HF247	Nafta / Petrol	247.3	8	6	25.3	71		4
2.0 HDI	02/..	•		V			HF750		266	22	20	34	66		4
2.0 HDI	02/..		•				HF733	C/Maza / With Hub	244,5	203	204,5	71,5	52-56	41	4
Todos / All	99/..		•				HF735	C/Maza / With Hub	212	180	181	80	52-52	46	4
206 ALLURE															
1.6 16v	08/..	•		V			HF750		266	22	20	34	66		4
1.6 16v	08/..		•			S	HF247		247.3	8	6	25.3	71		4
206 CC															
1.6 16v / 2.0 16v	00/..	•		V			HF697		266	20.5	18.6	27.5	66		4
2.0 16v	02/..	•		V			HF750		266	22	20	34	66		4
1.6 16v / 2.0 16v	00/..		•			S	HF247		247.3	8	6	25.3	71		4
206 SW															
1.6 16v / 2.0 16v	02/..	•		V			HF750		266	22	20	34	66		4
1.6 16v / 2.0 16v	02/..		•			S	HF247		247.3	8	6	25.3	71		4
Todos / All	02/..		•				HF733	C/Maza / With Hub	244,5	203	204,5	71,5	52-56	41	4
207															
1.4 8v Base	08/..	•				S	HF298		247	13	11	34.2	66		4
1.4 8v	08/..	•		V			HF750		266	22	20	34	66		4
1.4 8v	08/..		•				HF735	C/Maza / With Hub	212	180	181	80	52-52	46	4
1.6 16v / 2.0 HDI	08/..	•		V			HF752		283	26	24	34.4	66		4
1.6 16v / 2.0 HDI	08/..		•				HF733	C/Maza / With Hub	244,5	203	204,5	71,5	52-56	41	4
Todos / All (Ø30mm.)	08/..		•			S	HF751	C/Maza / With Hub	249	9	7	69	56-62		4
207 SEDAN PASSION															
1.4 8v	09/..	•		V			HF750		266	22	20	34	66		4
1.4 8v	09/..		•				HF735	C/Maza / With Hub	212	180	181	80	52-52	46	4
1.6 16v	09/..	•		V			HF752		283	26	24	34.4	66		4
1.6 16v	09/..		•				HF733	C/Maza / With Hub	244,5	203	204,5	71,5	52-56	41	4
Todos / All (Ø30mm.)	09/..		•			S	HF751	C/Maza / With Hub	249	9	7	69	56-62		4
207 SW															
1.4 8v	08/..	•		V			HF750		266	22	20	34	66		4
1.4 8v	08/..		•				HF735	C/Maza / With Hub	212	180	181	80	52-52	46	4
1.6 16v	08/..	•		V			HF752		283	26	24	34.4	66		4
1.6 16v	08/..		•				HF733	C/Maza / With Hub	244,5	203	204,5	71,5	52-56	41	4
Todos / All (Ø30mm.)	08/..		•			S	HF751	C/Maza / With Hub	249	9	7	69	56-62		4
208															
1.5 Active / Allure	12/..	•		V			HF750		266	22	20	34	66		4
1.5 Active / Allure	12/..		•				HF733B	C/Maza / With Hub	239	203	204,4	76	52	47,5	4
1.6 Allure / Feline	12/..	•		V			HF750		266	22	20	34	66		4
1.6 Allure / Feline	12/..		•				HF733	C/Maza / With Hub	244,5	203	204,5	71,5	52-56	41	4




Modelo Model	Año Year	Del Front	Tras Rear				Código Part NBR	Info	A mm.	TH	Min TH	B mm.	C mm.	D #	E #
										Ø Int. mm.	Ø Max mm.				
PEUGEOT (Cont.)															
306															
1.4i	93/97	•			S		HF477		247	10	8	34.2	66		4
Todos / All	94/..	•		V			HF694		247	20.5	18.5	34.2	66		4
Todos / All	95/..	•		V			HF697	4 discos / 4 disc	266	20.5	18.6	27.5	66		4
Todos / All	95/..		•		S		HF247		247.3	8	6	25.3	71		4
Todos / All	93/..		•			C	HF724		274	228.5	230	66.5	71	50.5	4
Todos / All	93/..		•			C	HF732	C/Maza / With Hub	212	180	181	81	52-52	44.5	4
307															
1.6 16v / 1.6 HDI	01/..	•		V			HF750		266	22	20	34	66		4
2.0 16v / 2.0 HDI	01/..	•		V			HF752		283	26	24	34.4	66		4
2.0 16v	03/..	•		V			HF751A		302	26	24	34.5	66		4
Todos / All	01/..		•		S		HF746		247	9	7.5	35.3	71		4
Todos / All (Ø25mm.)	01/..		•		S		HF751B	C/Maza / With Hub	249	9	7	67	56-60		4
Todos / All (Ø30mm.)	04/..		•		S		HF751	C/Maza / With Hub	249	9	7	69	56-62		4
307 CC															
Todos / All	04/..	•		V			HF750	Sist. Bosch / Sys Bosch	266	22	20	34	66		4
Todos / All	04/..	•		V			HF752	Sist. TRW / Sys TRW	283	26	24	34.4	66		4
Todos / All (Ø25mm.)	04/..		•		S		HF751B	C/Maza / With Hub	249	9	7	67	56-60		4
Todos / All (Ø30mm.)	04/..		•		S		HF751	C/Maza / With Hub	249	9	7	69	56-62		4
307 SW															
Todos / All	03/..	•		V			HF750	Sist. Bosch / Sys Bosch	266	22	20	34	66		4
Todos / All	03/..	•		V			HF752	Sist. TRW / Sys TRW	283	26	24	34.4	66		4
Todos / All	03/..		•		S		HF746		247	9	7.5	35.3	71		4
Todos / All (Ø25mm.)	03/..		•		S		HF751B	C/Maza / With Hub	249	9	7	67	56-60		4
Todos / All (Ø30mm.)	03/..		•		S		HF751	C/Maza / With Hub	249	9	7	69	56-62		4
308															
1.6 16v Active / Allure	08/..	•		V			HF752		283	26	24	34.4	66		4
1.6 16v THP Feline	08/..	•		V			HF751A		302	26	24	34.5	66		4
1.6 HDI Allure / Feline	08/..	•		V			HF752		283	26	24	34.4	66		4
2.0 16v Allure	08/..	•		V			HF752		283	26	24	34.4	66		4
Todos / All	08/..		•		S		HF751D	C/Maza / With Hub	249	9	8	74	56-62		4
405															
1.6	91/..	•			S		HF688		266	10	8	27.1	66		4
Todos / All	91/..	•		V			HF697		266	20.5	18.6	27.5	66		4
1.9 / 2.0	92/..		•		S		HF246		247	10	9	34.3	71		4
Todos / All	91/..		•			C	HF724		274	228.5	230	66.5	71	50.5	4
406															
1.8 / 1.9 TD / 2.0	96/..	•		V			HF406A		260	24	22	28.5	66		4
2.0 HDI / 2.1 TD / 2.2 / 3.0 V6	96/..	•		V			HF406		283	26	24.2	28.2	66		4
Todos / All	96/..		•		S		HF250		290	10	8	60	71		4
Todos / All	96/..		•			C	HF724		274	228.5	230	66.5	71	50.5	4
407															
2.2 16v / 2.2 HDI / 3.0 V6	05/..	•		V			HF685		283	25.5	24	47.7	71		5
Todos / All	05/..		•		S		HF752C		289.8	12	10	35	71		5
408															
1.6 16v Active	11/..	•		V			HF752		283	26	24	34.4	66		4




Modelo Model	Año Year	Del Front	Tras Rear				Código Part NBR	Info	A mm.	TH	Min TH	B mm.	C mm.	D #	E #
										Ø Int. mm.	Ø Max mm.				
PEUGEOT (Cont.)															
1.6 16v THP Allure / Feline	11/..	•		V			HF751A		302	26	24	34.5	66		4
1.6 HDI Allure / Feline	11/..	•		V			HF752		283	26	24	34.4	66		4
2.0 16v Allure	11/..	•		V			HF752		283	26	24	34.4	66		4
Todos / All	11/..		•		S		HF751D	C/Maza / With Hub	249	9	8	74	56-62		4
504															
GR / SR	82/..	•				S	HF642		273	12.7	10.7	43	76		4
GR / SR	82/..		•				C	HF217	298	255	256,5	70,5	93	55	4
Pick-Up	81/..	•				S	HF643		273	13	10.7	43	76		5
Pick-Up	81/..		•				C	HF218	298	255	256,6	77	93	67	5
Pick-Up	88/..		•				C	HF217A	306	279,5	281	77,5	93	63	5
505															
Todos / All	82/95	•				S	HF642		273	12.7	10.7	43	76		4
Todos / All	82/95		•				C	HF217	298	255	256,5	70,5	93	55	4
508															
1.6	12/14	•		V			HF752A		304	28	26	48	71		5
1.6	12/14		•			S	HF752C		289.8	12	10	35	71		5
605															
Todos / All	91/..	•		V			HF661		283	26	24	48	71		5
607															
3.0 V6	01/04		•			S	HF44A		290	10	8	51.4	71		5
3.0 V6	05/09	•		V			HF685		283	25,5	24	47,7	71		5
3.0 V6	05/09		•			S	HF752C		289.8	12	10	35	71		5
806															
2.0	93/..	•		V			HF620		281	26	24.2	43.5	59		5
2.0	93/..		•			S	HF621		295	10	8	56	59		5
807															
2.0 / 2.0 HDI	03/..	•		V			HF406B		285	28	26	43.5	58.9		5
2008															
1.6	16/..	•		V			HF752	Sist. Bosch / Sys Bosch	283	26	24	34.4	66		4
1.6	16/..	•		V			HF750		266	22	20	34	66		4
1.6	16/..		•			S	HF751	C/Maza / With Hub	249	9	7	69	56-62		4
3008															
1.6 16v THP / 1.6 HDI	11/..	•		V			HF752	Sist. Bosch / Sys Bosch	283	26	24	34.4	66		4
1.6 16v THP / 1.6 HDI	11/..	•		V			HF751A	Sist. ATE / Sys ATE	302	26	24	34.5	66		4
Todos / All	11/..		•			S	HF751C	C/Maza / With Hub	268	12	10	73	62		4
4008															
2.0	13/..	•		V			HF208		294	26	24.4	45.5	69		5
5008															
Todos / All	11/..	•		V			HF751E		302	26	24	34	66		4
Todos / All	11/..		•			S	HF751C	C/Maza / With Hub	268	12	10	73	62		4
1.6 HDI	17/..	•		V			HF752A		304	28	26	48	71		5
1.6 HDI	17/..		•			S	HF41C		290	12	10	35	71		5
BOXER															
1.9 D	95/..	•				S	HF680		280	18	15.9	65.5	73		5
1.9 D	95/..	•		V			HF41		280	24	21.9	65.5	73		5
2.3 HDI	10/..	•		V			HF41	Llanta 15" / 15" wheels	280	24	21.9	65.5	73		5




Modelo Model	Año Year	Del Front	Tras Rear				Código Part NBR	Info	A mm.	TH	Min TH	B mm.	C mm.	D #	E #
										Ø Int. mm.	Ø Max mm.				
PEUGEOT (Cont.)															
2.3 HDI	10/..	•		V			HF40	Llanta 16" / 16" wheels	300	24	21.9	65.5	80		5
2.3 HDI	10/..	•		V			HF41A		280	28	25.9	71.5	73		5
2.5 D / TD	98/01	•		V			HF41	Llanta 15" / 15" wheels	280	24	21.9	65.5	73		5
2.5 D / TD	98/01	•		V			HF40	Llanta 16" / 16" wheels	300	24	21.9	65.5	80		5
2.8 D / TD / HDI	99/10	•		V			HF41	Llanta 15" / 15" wheels	280	24	21.9	65.5	73		5
2.8 D / TD / HDI	99/10	•		V			HF40	Llanta 16" / 16" wheels	300	24	21.9	65.5	80		5
Todos / All	95/..		•		S		HF680C	Llanta 15" / 15" wheels	280	16	14.2	82.2	72		5
Todos / All	95/..		•		S		HF680D	Llanta 16" / 16" wheels	280	16	14.2	82	79		5
Todos / All	95/..		•			C	HF218		298	255	256,6	77	93	67	5
2.5 / 2.8 / Bus	98/		•			C	HF45A	Llanta 16" / 16" wheels	297,5	254	255,6	98,5	79	65,5	5
HOGGAR															
Todos / All	11/..	•		V			HF750		266	22	20	34	66		4
Todos / All	11/..		•			C	HF724		274	228,5	230	66,5	71	50,5	4
EXPERT															
1.6 HDI	08/..	•		V			HF752A		304	28	26	48	71		5
1.9 D	99/06	•		V			HF683		257	20	18.2	40.5	59		5
2.0 HDI	06/..	•		V			HF752A		304	28	26	48	71		5
Todos / All	17/..	•		V			HF41B		304	28	26	54,5	71		5
Todos / All	17/..		•		S		HF41C		290	12	10	35	71		5
Todos / All	17/..		•	V			HF41D		294	22	20	35	71		5
PARTNER															
Todos / All	98/..	•			S		HF692		266	13	11	27.2	66		4
Todos / All	98/..	•		V			HF697		266	20.5	18.6	27.5	66		4
Todos / All	02/..	•		V			HF750		266	22	20	34	66		4
Todos / All	98/..		•			C	HF724		274	228,5	230	66,5	71	50,5	4
RCZ															
1.6 Turbo	12/..		•		S		HF752C		289.8	12	10	35	71		5
RENAULT															
9															
1.4 / 1.6	87/..	•			S		HF705		238	12	10.5	41	61		4
1.4 / 1.6	87/..	•		V			HF572		238	20	17.7	41	61		4
Todos / All	87/..		•			C	HF322	C/Maza / With Hub	208	180,5	181,2	83	52-52	53,5	4
11															
1.4 / 1.6	84/..	•			S		HF705		238	12	10.5	41	61		4
1.4 / 1.4 Turbo / 1.6	84/..	•		V			HF572		238	20	17.7	41	61		4
Todos / All	84/..		•			C	HF322	C/Maza / With Hub	208	180,5	181,2	83	52-52	53,5	4
12															
1.6 Chico/ Small	70/75	•			S		HF11		228	10.2	8.7	38.5	83		6
1.6 Grande/ Large	75/..	•			S		HF9108		239	10.5	9.5	38.5	83		6
18															
Todos / All	82/..	•		V			HF109	Ø 60 mm.	238	20	17.7	46	60		4
Todos / All	86/..	•		V			HF287	Ø 61 mm.	238	20	17.7	46	61		4
19															
Fase I	88/92	•		V			HF572		238	20	17.7	41	61		4
Fase II	92/01	•		V			HF549		259	20.7	17.7	41	61		4




Modelo Model	Año Year	Del Front	Tras Rear				Código Part NBR	Info	A mm.	TH	Min TH	B mm.	C mm.	D #	E #
										Ø Int. mm.	Ø Max mm.				
RENAULT (Cont.)															
Todos / All	88/..		•		S		HF830	C/Maza / With Hub	237,5	8	7	74,6	52-52,3		4
Todos / All	88/..		•			C	HF322	C/Maza / With Hub	208	180,5	181,2	83	52-52	53,5	4
21 / NEVADA / ALIZE															
Todos / All	90/97	•		V			HF193		265	20,5	17,7	32	61		4
CAPTUR															
1.6	17/..	•		V			HF571A		269	22,5	19,8	44	68		5
1.6	17/..		•			C	HF571B	C/Maza / With Hub	260,5	228	229,5	92	52-62	52	5
2.0	17/..	•		V			HF571		280	24	21,8	44	68		5
2.0	17/..		•			C	HF571B	C/Maza / With Hub	260,5	228	229,5	92	52-62	52	5
2.0	17/..		•			C	HF571D		260,6	228,5	229,5	64,5	68	51	5
CLIO															
1.2	05/..	•			S		HF570		259	12	10,5	41	61		4
1.2 Mio	12/..	•		V			HF549B		258	22	19,8	44	61		4
1.4	92/..	•			S		HF705		238	12	10,5	41	61		4
1.6i 16v	07/..	•		V			HF549A		260	22	20	44	61		4
Todos / All	91/..	•		V			HF572		238	20	17,7	41	61		4
Todos / All	91/..		•			C	HF322	C/Maza / With Hub	208	180,5	181,2	83	52-52	53,5	4
Todos (+ABS) / All (+ ABS)	93/..	•		V			HF549		259	20,7	17,7	41	61		4
Todos (+ABS) / All (+ ABS)	93/..		•			C	HF322B	C/Maza / With Hub	234	203,5	204,5	76	52,5-52,5	50,5	4
Williams	94/..	•		V			HF549		259	20,7	17,7	41	61		4
Williams	94/..		•			C	HF322B	C/Maza / With Hub	234	203,5	204,5	76	52,5-52,5	50,5	4
DUSTER															
1.6 16v	11/..	•		V			HF571A		269	22,5	19,8	44	68		5
2.0 16v	11/..	•		V			HF571		280	24	21,8	44	68		5
4x2 Todos / 4x2 All	11/..		•			C	HF571B	C/Maza / With Hub	260,5	228	229,5	92	52-62	52	5
4x4 Todos / 4x4 All	11/..		•			C	HF571D		260,6	228,5	229,5	64,5	68	51	5
DUSTER OROCH															
1.6 16v	16/..	•		V			HF571A		269	22,5	19,8	44	68		5
2.0 16v	16/..	•		V			HF571		280	24	21,8	44	68		5
4x2 Todos / 4x2 All	16/..		•			C	HF571B	C/Maza / With Hub	260,5	228	229,5	92	52-62	52	5
4x4 Todos / 4x4 All	16/..		•			C	HF571D		260,6	228,5	229,5	64,5	68	51	5
EXPRESS															
Todos / All	95/..	•			S		HF947		238	8	7	41	61		4
Todos / All	95/..		•			C	HF322A		278	229	230	77	66	52,5	4
FLUENCE															
1.6 16v / 2.0 16v	10/..	•		V			HF571		280	24	21,8	44	68		5
1.6 16v / 2.0 16v	10/..		•		S		HF571C	C/Maza / With Hub	260	8	7	86	55-55		5
GT	13/..	•		V			HF571		280	24	21,8	44	68		5
GT	13/..		•		S		HF571C	C/Maza / With Hub	260	8	7	86	55-55		5
FUEGO															
Todos / All	81/..	•		V			HF109	Ø 60 mm.	238	20	17,7	46	60		4
Todos / All	81/..	•		V			HF287	Ø 61 mm.	238	20	17,7	46	61		4
KANGOO															
Todos / All	98/..	•		V			HF572		238	20	17,7	41	61		4
Todos / All	98/..	•		V			HF549		259	20,7	17,7	41	61		4
Todos / All	98/..		•			C	HF322A		278	229	230	77	66	52,5	4




Modelo Model	Año Year	Del Front	Tras Rear				Código Part NBR	Info	A mm.	TH	Min TH	B mm.	C mm.	D #	E #
										Ø Int. mm.	Ø Max mm.				
RENAULT (Cont.)															
KWID															
1.0	18/..	•			S		HF705A		215	10	9,2	39	61		3
1.0	18/..		•			C	HF322D	C/Maza / With Hub	198	170	171	58,5	58	47,5	3
LAGUNA															
1.8 16v / 1.9 DCI	98/..	•		V			HF234		280	24	21.8	47	61		5
1.8 16v / 1.9 DCI	98/..		•		S		HF236	C/Maza / With Hub	274	11	8.5	82	52-62		5
2.0	93/..	•		V			HF232	4 Agujeros	262	22	19.8	44	61		4
2.0	95/..	•		V			HF842	4 Agujeros	280	24	21.8	44	61		4
2.0	93/..		•		S		HF295	4 Agujeros	265	10.5	9.5	44.4	66		4
2.0	93/..	•		V			HF233		262	22	19.8	44	61		5
2.0	93/..		•		S		HF296		265	10.5	9.5	44.4	66		5
2.0 16v	98/..	•		V			HF235		300	26	24	47	61		5
2.0 16v	98/..		•		S		HF296		265	10.5	9.5	44.4	66		5
2.0 16v	02/..		•		S		HF236	C/Maza / With Hub	274	11	8.5	82	52-62		5
2.2 D	96/..	•		V			HF231		280	24	21.8	44	61		5
2.2 D	96/..		•		S		HF296		265	10.5	9.5	44.4	66		5
3.0 V6	98/..	•		V			HF231		280	24	21.8	44	61		5
3.0 V6	98/..		•		S		HF296		265	10.5	9.5	44.4	66		5
3.0 V6	02/..		•		S		HF236	C/Maza / With Hub	274	11	8.5	82	52-62		5
Break / Break	98/..		•			C	HF322A		278	229	230	77	66	52,5	4
LAGUNA NEVADA															
2.0	96/..	•		V			HF232	4 Agujeros	262	22	19.8	44	61		4
2.0	96/..		•		S		HF295	4 Agujeros	265	10.5	9.5	44.4	66		4
3.0 V6	98/..	•		V			HF231		280	24	21.8	44	61		5
3.0 V6	98/..		•		S		HF296		265	10.5	9.5	44.4	66		5
LOGAN															
1.5 DCI	07/..	•		V			HF549		259	20.7	17.7	41	61		4
1.6 8v	07/..	•			S		HF570		259	12	10.5	41	61		4
1.6 8v	14/..	•		V			HF549B		258	22	19,8	44	61		4
1.6 16v	07/..	•		V			HF549		259	20.7	17.7	41	61		4
1.6 16v	14/..	•		V			HF549B		258	22	19,8	44	61		4
Todos / All	07/..		•			C	HF322	C/Maza / With Hub	208	180,5	181,2	83	52-52	53,5	4
Todos / All	14/..		•			C	HF322C	C/Maza / With Hub	233,5	203	204,5	76	55	47	4
MASTER															
2.3 CDI Nueva / New	13/..	•		V			HF843C		302	28	24,5	70	90		5
2.3 CDI Nueva / New	13/..		•		S		HF843D		305	12	10,5	71,5	90		5
2.5D / 2.8 DTI	98/..	•		V			HF843B		280	24	21	61.5	79.5		6
2.5D / 2.8 DTI	00/..	•		V			HF843		306	28	25	78	90		5
2.5D / 2.8 DTI	00/..		•		S		HF843A		305	12	10.5	67	90		5
2.5 CDI	04/..	•		V			HF843		306	28	25	78	90		5
2.5 CDI	04/..		•		S		HF843A		305	12	10.5	67	90		5
Todos / All	98/..		•			C	HF435		320	280	283	102	132	73	5
MEGANE I															
1.6 8v	98/03	•		V			HF572		238	20	17.7	41	61		4
1.6 16v	99/03	•		V			HF549		259	20.7	17.7	41	61		4
1.6 16v	99/03	•		V			HF232		262	22	19.8	44	61		4




Modelo Model	Año Year	Del Front	Tras Rear				Código Part NBR	Info	A mm.	TH	Min TH	B mm.	C mm.	D #	E #
										Ø Int. mm.	Ø Max mm.				
RENAULT (Cont.)															
1.6 16v	97/03	•		V			HF842		280	24	21.8	44	61		4
1.6 16v	99/..		•		S		HF823	C/Maza / With Hub	240	8	7	80.5	55		4
1.9 D / TD	98/03	•		V			HF572		238	20	17.7	41	61		4
1.9 DTI	99/01	•		V			HF549		259	20.7	17.7	41	61		4
1.9 DTI	99/03	•		V			HF842		280	24	21.8	44	61		4
1.9 DTI	99/01		•		S		HF830	C/Maza / With Hub	237.5	8	7	74.6	52-52,3		4
1.9 DTI	99/03		•		S		HF823	C/Maza / With Hub	240	8	7	80.5	55		4
2.0	97/00	•		V			HF549		259	20.7	17.7	41	61		4
2.0	97/00		•		S		HF830	C/Maza / With Hub	237.5	8	7	74.6	52-52,3		4
2.0 16v	97/03	•		V			HF232		262	22	19.8	44	61		4
2.0 16v	97/03	•		V			HF842		280	24	21.8	44	61		4
2.0 16v	97/03		•		S		HF830	C/Maza / With Hub	238	8	7	74.6	52-52,3		4
Todos / All	97/..		•			C	HF322B	C/Maza / With Hub	234	203,5	204,5	76	52,5-52,5	50,5	4
MEGANE II															
1.5 DCI	05/..	•		V			HF842		280	24	21.8	44	61		4
1.5 DCI	05/..	•		V			HF829		280	24	22.5	44	61		4
1.5 DCI	05/..		•		S		HF823	C/Maza / With Hub	240	8	7	80.5	55		4
1.6 16v	02/..	•		V			HF842		280	24	21.8	44	61		4
1.6 16v	02/..	•		V			HF829		280	24	22.5	44	61		4
1.6 16v	02/..		•		S		HF823	C/Maza / With Hub	240	8	7	80.5	55		4
1.9 DCI	02/..	•		V			HF829		280	24	22.5	44	61		4
1.9 DCI	02/..	•		V			HF842		280	24	21.8	44	61		4
1.9 DCI	02/..		•		S		HF823	C/Maza / With Hub	240	8	7	80.5	55		4
1.9 DTI	02/..	•		V			HF842		280	24	21.8	44	61		4
1.9 DTI	02/..		•		S		HF823	C/Maza / With Hub	240	8	7	80.5	55		4
2.0 16v	02/..	•		V			HF842		280	24	21.8	44	61		4
2.0 16v	02/..	•		V			HF829		280	24	22.5	44	61		4
2.0 16v	02/..		•		S		HF823	C/Maza / With Hub	240	8	7	80.5	55		4
2.0 16v	02/..		•		S		HF830	C/Maza / With Hub	237.5	8	7	74.6	52-52,3		4
Todos / All	97/..		•			C	HF322B	C/Maza / With Hub	234	203,5	204,5	76	52,5-52,5	50,5	4
MEGANE III															
2.0 16v	10/..	•		V			HF571		280	24	21.8	44	68		5
2.0 16v	10/..		•		S		HF571C	C/Maza / With Hub	260	8	7	86	55-55		5
Todos / All	97/..		•			C	HF322B	C/Maza / With Hub	234	203,5	204,5	76	52,5-52,5	50,5	4
SAFRANE															
Todos / All	92/..	•		V			HF842	4 Agujeros	280	24	21.8	44	61		4
Todos / All	93/..		•		S		HF295	4 Agujeros	265	10.5	9.5	44.4	66		4
Todos / All	92/..	•		V			HF231		280	24	21.8	44	61		5
Todos / All	93/..		•		S		HF296		265	10.5	9.5	44.4	66		5
SANDERO															
1.5 DCI	08/..	•		V			HF549		259	20.7	17.7	41	61		4
1.6 8v	08/..	•			S		HF570		259	12	10.5	41	61		4
1.6 8v	14/..	•		V			HF549B		258	22	19,8	44	61		4
1.6 16v	08/..	•		V			HF549		259	20.7	17.7	41	61		4
1.6 16v	14/..	•		V			HF549B		258	22	19,8	44	61		4
Todos / All	08/..		•			C	HF322B	C/Maza / With Hub	234	203,5	204,5	76	52,5-52,5	50,5	4

Modelo Model	Año Year	Del Front	Tras Rear				Código Part NBR	Info	A mm.	TH	Min TH	B mm.	C mm.	D #	E #
										Ø Int. mm.	Ø Max mm.				
RENAULT (Cont.)															
SANDERO STEPWAY															
1.5 DCI	08/..	•		V			HF549		259	20.7	17.7	41	61		4
1.6 16v	08/..	•		V			HF549		259	20.7	17.7	41	61		4
1.6 16v	14/..	•		V			HF549B		258	22	19,8	44	61		4
Todos / All	08/..		•			C	HF322B	C/Maza / With Hub	234	203,5	204,5	76	52,5-52,5	50,5	4
SCENIC															
1.6i	98/..	•		V			HF549		259	20.7	17.7	41	61		4
1.6 16v / 1.9 DTI / 2.0 16v	99/..	•		V			HF232		262	22	19.8	44	61		4
1.6 16v / 1.9 DTI / 2.0 16v	99/..	•		V			HF842		280	24	21.8	44	61		4
1.9 DTI / 2.0 16v	00/..	•		V			HF231		280	24	21.8	44	61		5
1.9 DTI / 2.0 5 Aguj. / 5 Holes	00/..		•		S		HF328	C/Maza / With Hub	274	11	9.5	82	52-62		4
Todos / All	95/99		•			C	HF322B	C/Maza / With Hub	234	203,5	204,5	76	52,5-52,5	50,5	4
Todos / All	00/..		•			C	HF322A		278	229	230	77	66	52,5	4
GRAND SCENIC															
2.0 16v	07/..	•		V			HF237		300	24	21.8	44	61		4
SYMBOL															
1.5 DCI	09/..	•		V			HF549		259	20.7	17.7	41	61		4
1.6 8v	09/..	•		V			HF572		238	20	17.7	41	61		4
1.6 16v	09/..	•		V			HF549		259	20.7	17.7	41	61		4
Todos (Bosch) / All (Sys Bosch)	09/..		•			C	HF322	C/Maza / With Hub	208	180,5	181,2	83	52-52	53,5	4
Todos (TRW) / All (Sys TRW)	09/..		•			C	HF322B	C/Maza / With Hub	234	203,5	204,5	76	52,5-52,5	50,5	4
TRAFIC															
Todos / All	86/..	•		V			HF367		252	24	22	53.5	76		6
Todos / All	86/..		•			C	HF367A	C/Maza / With Hub	291	255	256,1	91	52-62	51,5	4
TWINGO															
Todos / All	93/..	•			S		HF947		238	8	7	41	61		4
Todos / All	93/..		•			C	HF322	C/Maza / With Hub	208	180,5	181,2	83	52-52	53,5	4
ROVER															
25															
1.6 16v / 2.0 TD	99/..	•		V			HF700		262	21	19	45	64.5		4
1.6 16v / 2.0 TD	99/..		•		S		HF704		239	10	8	48.5	61		4
45															
1.8 / 2.0 TD / 2.0 V6	99/..	•		V			HF700		262	21	19	45	64.5		4
1.8 / 2.0 TD / 2.0 V6	99/..		•		S		HF704		239	10	8	48.5	61		4
200 SERIES															
214 1.4	95/00	•		V			HF700		262	21	19	45	64.5		4
214 1.4	92/00		•		S		HF704		239	10	8	48.5	61		4
216 1.6	96/00	•		V			HF700		262	21	19	45	64.5		4
216 1.6	90/00		•		S		HF704		239	10	8	48.5	61		4
218 1.8 TD / 220 2.0 D	95/00	•		V			HF700		262	21	19	45	64.5		4
218 1.8 TD / 220 2.0 D	95/00		•		S		HF704		239	10	8	48.5	61		4
220 2.0 Coupé	93/99	•		V			HF700		262	21	19	45	64.5		4
220 2.0 Coupé	93/99		•		S		HF704		239	10	8	48.5	61		4
400 SERIES															
414 1.4 / 416 1.6 16v	96/..	•		V			HF700		262	21	19	45	64.5		4




Modelo Model	Año Year	Del Front	Tras Rear				Código Part NBR	Info	A mm.	TH	Min TH	B mm.	C mm.	D #	E #
										Ø Int. mm.	Ø Max mm.				
ROVER (Cont.)															
414 1.4 / 416 1.6 16v	92/..		•			S	HF704		239	10	8	48.5	61		4
420 2.0 D / TD	96/..	•		V			HF700		262	21	19	45	64.5		4
420 2.0 D / TD	96/..		•			S	HF704		239	10	8	48.5	61		4
600 SERIES															
618 1.8 / 620 2.0 / D / 623 2.3	93/99	•		V			HF836		259	23	21	34	92		4
620 2.0 / 2.0 D / 623 2.3	93/99	•		V			HF837		282	23	21	34	92		4
Todos / All	93/99		•			S	HF835		260	10	8	49	64.5		4
SAAB															
9.3 / 9.5															
Todos / All	98/..	•		V			HF25A		288	25	21	42	70		5
Todos / All	98/..		•			S	HF23D		286	10	8	69.2	65.5		5
SEAT															
ALTEA															
2.0 FSI / 2.0 TDI	05/..	•		V			HF82A		288	25	22	50	65		5
2.0 FSI / 2.0 TDI	05/..	•		V			HF88F		280	22	19	49.9	65		5
2.0 FSI / 2.0 TDI	05/..		•			S	HF83C		256	10	8	51.6	65		5
CORDOBA															
Todos / All	91/..	•				S	HF01		239	12	10.5	35	65		4
Todos / All	93/..	•				S	HF85		239	10	8	39	65		4
Todos / All	91/..	•		V			HF02B		256	20	18	39	65		4
Todos / All	96/..	•		V			HF02A		239	20	18	38.7	65		4
Todos / All	91/..		•			S	HF02C	C/Maza / With Hub	226	10	8	71	40-50		4
Todos / All	94/99		•			C	HF65	C/Maza / With Hub	210	180	181	75	40-50,5	38,5	4
Todos / All	99/02		•			C	HF08B		240	200	201,5	59	65	50,5	4
Todos (II) / All (II)	02/..		•			C	HF64	C/Maza / With Hub	240	200	201,5	81	40-50,5	49,5	4
FURA / PANDA / RITMO															
Todos / All	67/..	•				S	HF31A		227	10	9	45	68		4
IBIZA															
Ibiza Cupra	01/..	•		V			HF85C		312	25	23	34.5	65		5
Todos / All	91/..	•				S	HF01		239	12	10.5	35	65		4
Todos / All	93/..	•				S	HF85		239	10	8	39	65		4
Todos / All	91/..	•		V			HF02B		256	20	18	39	65		4
Todos / All	96/..	•		V			HF02A		239	20	18	38.7	65		4
Todos / All	91/..		•			S	HF02C	C/Maza / With Hub	226	10	8	71	40-50		4
Todos / All	94/99		•			C	HF65	C/Maza / With Hub	210	180	181	75	40-50,5	38,5	4
Todos / All	99/02		•			C	HF08B		240	200	201,5	59	65	50,5	4
Todos (II) / All (II)	02/..		•			C	HF64	C/Maza / With Hub	240	200	201,5	81	40-50,5	49,5	4
INCA															
1.6	00/02	•		V			HF02B		256	20	18	39	65		4
1.9 D	97/02	•				S	HF02		256	13	11	39	65		4
1.9 D	97/02	•		V			HF02B		256	20	18	39	65		4
LEON															
1.6i / 1.9 SDI	00/..	•		V			HF81		256	22	19	36.5	65		5
1.6i	04/..	•		V			HF88F		280	22	19	49.9	65		5




Modelo Model	Año Year	Del Front	Tras Rear				Código Part NBR	Info	A mm.	TH	Min TH	B mm.	C mm.	D #	E #
										Ø Int. mm.	Ø Max mm.				
SEAT (Cont.)															
1.8i 20v / 1.9 TDI	00/..	•		V			HF82		279.7	22	19	36.7	65		5
1.8i Turbo 20v	00/..	•		V			HF80		288	25	22	34.2	65		5
1.8 FSI	01/..	•		V			HF85C		312	25	23	34.5	65		5
2.0 FSI	07/..	•		V			HF82C		345	30	27	50	65		5
Todos / All	00/..		•		S		HF83		232	9	7	39	65		5
Todos / All	04/..		•		S		HF83C		256	10	8	51.6	65		5
2.0 FSI	07/..		•	V			HF82B		310	22	20	48.5	65		9
2.0 FSI	09/..		•		S		HF88G		272	10	9	48	65		5
MARBELLA / TERRA															
Todos / All	92/..	•			S		HF34		227	11	9	45.8	61.5		4
TOLEDO															
1.6	00/..	•		V			HF81		256	22	19	36.5	65		5
1.8i 20v (II)	00/..	•		V			HF82		279.7	22	19	36.7	65		5
1.9 D	00/..	•		V			HF81		256	22	19	36.5	65		5
1.9 TDI / 2.0i	98/..	•		V			HF02B		256	20	18	39	65		4
1.9 TDI / 2.0 / 2.0 TDI (III)	04/..	•		V			HF88F		280	22	19	49.9	65		9
2.0i 16v	98/..	•		V			HF88B	+ ABS	280	22	20	28.2	65		5
2.0i 16v	98/..	•		V			HF84C	+ ABS	280	22	20	46.2	68		5
2.3i 5V (II)	00/..	•		V			HF80		288	25	22	34.2	65		5
Todos (II) / All (II)	00/..		•		S		HF83		232	9	7	39	65		5
Todos (III) / All (III)	04/..		•		S		HF83C		256	10	8	51.6	65		5
Todos / All	94/99		•			C	HF65	C/Maza / With Hub	210	180	181	75	40-50,5	38,5	4
Todos (II) / All (II)	00/..		•			C	HF64	C/Maza / With Hub	240	200	201,5	81	40-50,5	49,5	4
SUBARU															
FORESTER															
2.0 / 2.0 Turbo S	97/..	•		V			HF654		276.5	24	22	56.8	58		5
IMPREZA															
1.6i 16v	93/..	•		V			HF651		242	18	16	52,7	58		5
1.6i / 1.6i 4WD / 1.8i 4WD	92/00	•		V			HF650		260	24	22	56.6	58		5
2.0 T 4WD	94/00	•		V			HF654		276.5	24	22	56.8	58		5
2.0 T / 2.5 T / WRX	02/07	•		V			HF655		293.5	24	22	57	58		5
2.5	06/08		•		S		HF654A		274	10	8.5	67.5	58		5
LEGACY															
1.6i 16v	89/93	•		V			HF651		242	18	16	52,7	58		5
1.8 / 1.8 4WD	../96	•		V			HF650		260	24	22	56.6	58		5
2.0 4WD / 2.2 4WD	../96	•		V			HF650		260	24	22	56.6	58		5
2.5i 4WD	94/96	•		V			HF654		276.5	24	22	56.8	58		5
2.5L / 3.0 V6	03/..	•		V			HF655		293.5	24	22	57	58		5
2.5L / 3.0 V6	03/..		•		S		HF656		290	10	8.5	67	58		5
2.5T / 3.0 V6	05/..	•		V			HF654B		316	30	28	56,8	58		5
Todos / All	06/08		•		S		HF654A		274	10	8.5	67.5	58		5
XT															
1.8	85/91	•		V			HF652		242	18	16	43.7	70		4




Modelo Model	Año Year	Del Front	Tras Rear				Código Part NBR	Info	A mm.	TH	Min TH	B mm.	C mm.	D #	E #
										Ø Int. mm.	Ø Max mm.				
SUZUKI															
ALTO															
0.8	88/94	•			S		HF304		215	10	8	33	86		4
1.0	95/..	•		V			HF305		231	17	15	50	64		4
BALENO															
1.6i	96/02	•		V			HF307		235	20	18	49.5	60		4
FUN															
1.0	03/..	•			S		HF23		236	12.6	9.7	41.2	60		4
1.4	03/..	•		V			HF20		236	20	18.5	41	60		6
1.0 / 1.4	03/..		•			C	HF24A	C/Maza / With Hub	216	180	181.8	85	40-50.5	38	4
JIMNY															
1.3	98/..	•			S		HF21C		289	10	8	45.7	107		5
SAMURAI															
1.9 D	91/99	•			S		HF303		289	10	9	46	107		5
SIDEKICK															
3 Puertas / 3 Doors	91/96	•			S		HF21C		289	10	8	45.7	107		5
5 Puertas / 5 Doors	91/96	•		V			HF21B		287	17	15	46	107		5
SUPER CARRY															
Bus (ED)	85/99	•			S		HF304		215	10	8	33	86		4
Bus (ED)	85/99	•			S		HF303		289	10	9	46	107		5
SWIFT															
1.0 / 1.3	89/..	•		V			HF305		231	17	15	50	64		4
1.3 16v / 1.6i 16v	89/..	•		V			HF306		250	18.5	16.5	47	64		4
VITARA															
Todos / All	88/..	•			S		HF21C		289	10	8	45.7	107		5
1.6 16v	91/..	•		V			HF21B		287	17	15	46	107		5
2.0 16v	99/..	•		V			HF308		287	17	15	29	108		5
1.6 New	17/..	•		V			HF302C		280	22	20	47	62		5
1.6 New	17/..		•		S		HF302D		259	9	8	43.5	62		5
GRAND VITARA															
1.6i 16v	00/05	•		V			HF302		310	22	20	29	108		5
2.0 / 2.0 TDI / 2.5i	98/..	•		V			HF302		310	22	20	29	108		5
2.0 16v	99/..	•		V			HF308		287	17	15	29	108		5
2.5 TDI 4x2	98/05	•		V			HF302		310	22	20	29	108		5
4x2 Todos / 4x2 All	02/..		•			C	HF605		336	295	296.5	89	100.5	66	6
TOYOTA															
4 RUNNER															
Todos / All	85/91	•		V			HF482		289	20	18	64.5	100		6
Todos / All	91/95	•		V			HF484		291	25	23	66	100		6
AVENSIS															
2.0i 16v	00/..	•		V			HF509		260	25	23	49.2	55		5
CAMRY															
2.2i 16v	91/..		•		S		HF515		269	10	8.9	65	62		5
3.0 V6	02/04	•		V			HF515A		296	28	26	49	62		5
3.5	07/..	•		V			HF515B		296	28	26	49.5	62		5




Modelo Model	Año Year	Del Front	Tras Rear				Código Part NBR	Info	A mm.	TH	Min TH	B mm.	C mm.	D #	E #
										Ø Int. mm.	Ø Max mm.				
TOYOTA (Cont.)															
COROLLA															
1.6	87/92	•		V			HF506		238	18	17	48,2	54		4
1.6 16v	93/..	•		V			HF501		255	22	20	48.5	55		4
1.6 16v	03/08	•		V			HF507		255	25	23	49.5	55		4
1.6 16v	03/..		•		S		HF502		258	9	8	55	55		4
1.8i 16v	95/02	•		V			HF501		255	22	20	48.5	55		4
1.8i 16v	03/08	•		V			HF507		255	25	23	49.5	55		4
1.8i 16v	03/..		•		S		HF502		258	9	8	55	55		4
1.8i 16v Nuevo / New	08/..	•		V			HF504		273	26	24	49.5	55		5
1.8i 16v Nuevo / New	08/..		•		S		HF504A		270	10	8	37	55		5
1.8 VVTI Nuevo / New	14/..	•		V			HF504B		277	26	24	49,5	55		5
1.8 VVTI New	17/..	•		V			HF504B		277	26	24	49,5	55		5
2.0 D	97/02	•		V			HF501		255	22	20	48.5	55		4
Todos / All	93/02		•			C	HF503A		235	200	201	65,5	55	55	4
Todos / All	93/02		•			C	HF503B	C/Maza / With Hub	235	200	201	87	59	50	4
COROLLA FIELDER															
1.8 16v	03/08	•		V			HF507		255	25	23	49.5	55		4
1.8 16v	03/08		•		S		HF502		258	9	8	55	55		4
CORONA															
Todos / All	97/..	•		V			HF509		260	25	23	49.2	55		5
ETIOS															
1.5	13/..	•		V			HF513		257	22	19	45,5	55		4
1.5	13/..		•			C	HF519		234,5	200	201	54,5	55	44	4
HILUX															
2.4 D	90/97	•		V			HF500		257	25	24	46.5	84		5
4x2 Todos / All	93/04	•		V			HF500		257	25	24	46.5	84		5
4x2 Todos / All	93/04		•			C	HF480B		321	270	272	81	67	66	5
4x2 3.0 D / TDI / D-4D	05/..	•		V			HF511		297	25	23	67.5	108		6
4x2 3.0 D / TDI / D-4D	05/..		•			C	HF480C		344	295	297	77	108	66,5	6
4x4 Todos / All	92/04	•		V			HF482		289	20	18	64.5	100		6
4x4 Todos / All	92/04		•			C	HF480A		343,5	295	297	84	106	65,5	6
4x4 2.5 TD / 3.0 TD / D-4D	05/..	•		V			HF512		319	28	26	67.5	108		6
4x4 2.5 TD / 3.0 TD / D-4D	05/..		•			C	HF480C		344	295	297	77	108	66,5	6
2.8 TDI Nueva / New	16/..	•		V			HF512A		338	28	26	67,5	108		6
2.8 TDI Nueva / New	16/..		•	V			HF512B		312	18	16	68	108		6
HILUX SW4															
2.8 D	95/04	•		V			HF482		289	20	18	64.5	100		6
2.8 D	95/04		•			C	HF480A		343,5	295	297	84	106	65,5	6
4x2	99/05	•		V			HF487	Llanta 15" / 15" wheels	297	22	20	70.5	108		6
4x4 3.0 TD	93/98	•		V			HF484	Llanta 15" / 15" wheels	291	25	23	66	100		6
4x4 3.0 TD	99/05	•		V			HF485	Llanta 16" / 16" wheels	319	22	20	70.2	108		6
Todos / All	05/..	•		V			HF512		319	28	26	67.5	108		6
Todos / All	05/..		•			C	HF480C		344	295	297	77	108	66,5	6
2.8 TDI Nueva / New	16/..	•		V			HF512A		338	28	26	67,5	108		6
2.8 TDI Nueva / New	16/..		•	V			HF512B		312	18	16	68	108		6
LAND CRUISER															




Modelo Model	Año Year	Del Front	Tras Rear				Código Part NBR	Info	A mm.	TH	Min TH	B mm.	C mm.	D #	E #
										Ø Int. mm.	Ø Max mm.				
TOYOTA (Cont.)															
Todos / All	../93	•		V			HF486		302	20	19	48	100		6
Todos / All	96/..	•		V			HF485		319	22	20	70.2	108		6
Prado	03/..	•		V			HF518		338	28	26	68	108		6
Prado	03/..		•	V			HF518A		312	18	16	68.3	106.1		6
PREVIA															
2.4	90/99	•		V			HF508		271	25	23	52,5	62		5
PRIUS															
1.8 Híbrido / Hybrid	13/..	•		V			HF514A		275	25	22	46,5	62		5
RAV-4															
2.0	95/00	•		V			HF516		302	18	16	46.2	62		5
2.0	01/..	•		V			HF514		275	25	23	49	62		5
2.0	95/..		•			C	HF480D		277,5	228,5	230	64,5	62	51	5
2.4	06/..	•		V			HF514A		275	25	22	46,5	62		5
2.4	06/..		•		S		HF514B		281	12	10,5	55	62		5
2.4	13/..	•		V			HF515B		296	28	26	49,5	62		5
YARIS															
1.5	16/..	•		V			HF513		257	22	19	45,5	55		4
1.5	16/..		•			C	HF519		234,5	200	201	54,5	55	44	4
VOLKSWAGEN															
1500															
Tipo Tensa / Tensa Type	70/..	•			S		HF9027		248	10	9	24	67		4
AMAROK															
2.0 TDI	09/..	•		V			HF90		303	28	26	57	76		5
2.0 TDI	09/..		•			C	HF90A		335	294,5	296,5	95,5	76	72	5
3.0 V6	17/..	•		V			HF90B		332	30	27	57,5	76		5
3.0 V6	17/..		•	V			HF90C		300	22	20	51,5	76		5
BORA															
1.8 T	03/..	•		V			HF80		288	25	22	34.2	65		5
1.9 TDI	00/..	•		V			HF82		279.7	22	19	36.7	65		5
2.0	00/..	•		V			HF82		279.7	22	19	36.7	65		5
Todos / All	00/..		•		S		HF83		232	9	7	39	65		5
CADDY															
1.6 MI / 1.9 D	98/..	•		V			HF02B		256	20	18	39	65		4
CARAT															
1.8 / 2.0	87/..	•			S		HF01		239	12	10.5	35	65		4
CC															
2.0 TSI / 2.0 TDI / 3.6 V6	08/..	•		V			HF82C		345	30	27	50	65		5
2.0 TSI / 2.0 TDI / 3.6 V6	08/..		•	V			HF82B		310	22	20	48.5	65		9
ESCARABAJO															
Todos / All	81/..	•			S		HF09	C/Maza / With Hub	278	9.5	8	84	40-50,5		4
Todos / All	70/..		•			C	HF07		272,5	230	231,5	68	86	52	4
FOX															
1.6	03/..	•		V			HF01B	Llanta 14" / 14" wheels	239	18	16	35	65		5
1.6	03/..	•		V			HF81	Llanta 15" / 15" wheels	256	22	19	36.5	65		5
1.9 SDI	08/..	•		V			HF81	Llanta 15" / 15" wheels	256	22	19	36.5	65		5

Modelo Model	Año Year	Del Front	Tras Rear				Código Part NBR	Info	A mm.	TH	Min TH	B mm.	C mm.	D #	E #
										Ø Int. mm.	Ø Max mm.				
VOLKSWAGEN (Cont.)															
1.6 Nuevo / New	12/..	•		V			HF81A		280	22	19	37	65		5
Todos / All	03/..		•			C	HF08A		240	200	201,5	59,5	65	50	5
Todos / All	07/..		•			C	HF08C	C/Maza / With Hub	240	200	201,5	81	50	50	5
CROSS FOX															
1.6	05/..	•		V			HF01B	Llanta 14" / 14" wheels	239	18	16	35	65		5
1.6	05/..	•		V			HF81	Llanta 15" / 15" wheels	256	22	19	36.5	65		5
1.6 Nuevo / New	12/..	•		V			HF81A		280	22	19	37	65		5
Todos / All	05/..		•			C	HF08A		240	200	201,5	59,5	65	50	5
GACEL															
Todos / All	83/..	•			S		HF01		239	12	10.5	35	65		4
Todos / All	83/..		•			C	HF65	C/Maza / With Hub	210	180	181	75	40-50,5	38,5	4
GOL															
Todos / All	91/..	•			S		HF01		239	12	10.5	35	65		4
Todos / All	99/..	•		V			HF02A		239	20	18	38.7	65		4
GTI	92/94	•		V			HF02A		239	20	18	38.7	65		4
GTI	94/..	•		V			HF02B		256	20	18	39	65		4
GTI	94/..		•		S		HF02C	C/Maza / With Hub	226	10	8	71	40-50		4
Todos / All	91/..		•			C	HF65	C/Maza / With Hub	210	180	181	75	40-50,5	38,5	4
Trend 1.6	08/..	•		V			HF87A		256	18	16	34	65		4
Trend 1.6	08/..		•			C	HF65A	C/Maza / With Hub	211	180	181	76	40-52	45,5	4
Trend 1.6	13/..	•		V			HF87E		280	22	19	37	65		4
Trend 1.6	13/..		•			C	HF08D		211,5	180	181,5	53	65	41	4
GOLF															
1.4 TSI (VII)	13/..	•		V			HF88A		312	25	22	49.6	65		9
1.4 TSI (VII)	13/..	•		V			HF82A		288	25	22	50	65		5
1.4 TSI (VII)	13/..		•		S		HF88G		272	10	9	48	65		5
1.4 TSI (VII)	13/..		•	V			HF82B		310	22	20	48.5	65		9
1.6 (II / III)	86/98	•		V			HF02B		256	20	18	39	65		4
1.6 (IV / V / VI)	99/..	•		V			HF81		256	22	19	36.5	65		5
1.6 (IV / V / VI)	99/..		•		S		HF83		232	9	7	39	65		5
1.6 (V / VI)	03/..	•		V			HF88F	+ ABS (15")	280	22	19	49.9	65		9
1.6 MPI (VII)	13/..	•		V			HF88A		312	25	22	49.6	65		9
1.6 MPI (VII)	13/..	•		V			HF82A		288	25	22	50	65		5
1.6 MPI (VII)	13/..		•		S		HF88G		272	10	9	48	65		5
1.6 MPI (VII)	13/..		•	V			HF82B		310	22	20	48.5	65		9
1.8 (II / III)	95/98	•		V			HF02B		256	20	18	39	65		4
1.8 (IV / V / VI)	99/..	•		V			HF82		279.7	22	19	36.7	65		5
1.8 (IV)	98/01		•		S		HF83B		239	9	7.5	33.5	65		5
1.8 (IV / V / VI)	99/..		•		S		HF83		232	9	7	39	65		5
1.8 Turbo (IV / V / VI)	99/..	•		V			HF80		288	25	22	34.2	65		5
1.8 Turbo (IV / V / VI)	99/..		•		S		HF83		232	9	7	39	65		5
1.9 SDI (II / III)	../99	•		V			HF02B		256	20	18	39	65		4
1.9 TDI (III / IV)	99/..	•		V			HF82		279.7	22	19	36.7	65		5
1.9 TDI (V / VI)	03/..	•		V			HF88F	+ ABS (15")	280	22	19	49.9	65		9
2.0 (III)	94/..	•		V			HF02B		256	20	18	39	65		4
2.0i (III)	95/..	•		V			HF03A		288	25	22	28.4	65		5

Modelo Model	Año Year	Del Front	Tras Rear				Código Part NBR	Info	A mm.	TH	Min TH	B mm.	C mm.	D #	E #
										Ø Int. mm.	Ø Max mm.				
VOLKSWAGEN (Cont.)															
2.0 (IV / V / VI)	98/..	•		V			HF82		279.7	22	19	36.7	65		5
2.0 (IV / V / VI)	99/..		•		S		HF83		232	9	7	39	65		5
2.0i (IV)	00/03		•		S		HF83B		239	9	7.5	33.5	65		5
2.0 (V / VI)	04/..		•		S		HF88E		282	12	10	48.2	65		9
2.0 (VI)	10/..	•		V			HF82C		345	30	27	50	65		5
2.0 FSI (VII)	13/..	•		V			HF88A		312	25	22	49.6	65		9
2.0 FSI (VII)	13/..	•		V			HF82A		288	25	22	50	65		5
2.0 FSI (VII)	13/..		•		S		HF88G		272	10	9	48	65		5
2.0 FSI (VII)	13/..		•	V			HF82B		310	22	20	48.5	65		9
2.8 V6 (III / IV)	95/..	•		V			HF03A		288	25	22	28.4	65		5
2.8 V6 (III / IV)	95/..		•		S		HF02D	C/Maza / With Hub	226	10	8	71.5	40-50		5
GTI (III / IV)	93/..	•			S		HF02		256	13	11	39	65		4
GTI (III / IV)	93/..		•		S		HF02C	C/Maza / With Hub	226	10	8	71	40-50		4
GTI (V / VI)	06/09	•		V			HF82C		345	30	27	50	65		5
GTI (V / VI)	06/..		•	V			HF82B		310	22	20	48.5	65		9
Todos / All	95/..		•			C	HF64	C/Maza / With Hub	240	200	201,5	81	40-50,5	49,5	4
KOMBI															
Todos / All	82/..	•			S		HF03		278	13	11	86	66.5		5
Todos / All	82/..		•			C	HF06		282	251,5	253,5	72,5	65	61,5	5
NEW BEETLE															
2.0	99/..	•		V			HF82		279.7	22	19	36.7	65		5
2.0	99/..		•		S		HF83		232	9	7	39	65		5
2.0	12/..		•		S		HF88G		272	10	9	48	65		5
2.3 V5 / RSI 3.2	00/..	•		V			HF85C		312	25	23	34.5	65		5
PASSAT															
1.8 (IV / V)	96/..	•		V			HF88		282.3	25	23	46.2	68		5
1.8 20v (IV / V)	96/..	•		V			HF84C		280	22	20	46.2	68		5
1.8 Turbo (IV / V)	96/..	•		V			HF84		288	24.9	23	46.2	68		9
1.8 Todos (IV / V) / 1.8 All	96/..		•		S		HF01A		245	10	8	64	68		5
1.9 D (IV / V)	93/..	•			S		HF02		256	13	11	39	65		4
1.9 D (IV / V)	93/..		•		S		HF02C	C/Maza / With Hub	226	10	8	71	40-50		4
1.9 TDI (IV / V)	96/..	•		V			HF84C		280	22	20	46.2	68		5
1.9 TDI (IV / V)	96/..		•		S		HF01A		245	10	8	64	68		5
1.9 TDI (VI / VII)	05/..	•		V			HF88A		312	25	22	49.6	65		9
1.9 TDI (VI / VII)	05/..		•	V			HF82B		310	22	20	48.5	65		9
2.0 (III)	../94	•		V			HF02B		256	20	18	39	65		4
2.0 (IV / V)	94/..	•		V			HF03A		288	25	22	28.4	65		5
2.0 (IV / V)	94/..		•		S		HF02D	C/Maza / With Hub	226	10	8	71.5	40-50		5
2.0 Turbo (VI / VII)	05/..	•		V			HF88A		312	25	22	49.6	65		9
2.0 Turbo (VI / VII)	05/..		•		S		HF88E		282	12	10	48.2	65		9
2.8 VR6 (IV)	94/..	•		V			HF88B		280	22	20	28.2	65		5
2.8 VR6 (IV)	94/..		•		S		HF02D	C/Maza / With Hub	226	10	8	71.5	40-50		5
3.2 V6 / 3.6 V6	05/..	•		V			HF82C		345	30	27	50	65		5
3.2 V6 / 3.6 V6	05/..		•	V			HF82B		310	22	20	48.5	65		9
Todos 4 Aguj. / All 4 Holes	93/..		•			C	HF65	C/Maza / With Hub	210	180	181	75	40-50,5	38,5	4

Modelo Model	Año Year	Del Front	Tras Rear				Código Part NBR	Info	A mm.	TH	Min TH	B mm.	C mm.	D #	E #
										Ø Int. mm.	Ø Max mm.				
VOLKSWAGEN (Cont.)															
PASSAT CC															
2.0	08/..	•		V			HF88A		312	25	22	49.6	65		9
2.0	08/..		•		S		HF88E		282	12	10	48.2	65		9
3.6	09/..	•		V			HF82C		345	30	27	50	65		5
3.6	09/..		•	V			HF82B		310	22	20	48.5	65		9
POINTER															
Todos / All	93/..	•		V			HF10A		240	20	18	42.8	64		4
Todos / All	93/..		•			C	HF111	C/Maza / With Hub	239	203	204,5	80	50,5-50,5	48,5	4
POLO															
Todos / All	92/94	•		V			HF02A		239	20	18	38.7	65		4
Todos / All	94/..	•		V			HF02B		256	20	18	39	65		4
Classic	95/..	•		V			HF86	Importado / imported	239	18	16	34.5	65		4
Todos / All	95/..		•			C	HF64	C/Maza / With Hub	240	200	201,5	81	40-50,5	49,5	4
Nuevo Polo 1.6 MSI / New Polo	18/..	•		V			HF81B		256	22	19	44	65		5
Nuevo Polo 1.6 MSI / New Polo	18/..		•			C	HF08F		278	228	229,5	56,5	65	46	5
QUANTUM															
Todos / All	86/89	•			S		HF01		239	12	10.5	35	65		4
Todos / All	90/93	•		V			HF02A		239	20	18	38.7	65		4
Todos / All	94/..	•		V			HF02B		256	20	18	39	65		4
Todos / All	86/..		•			C	HF08	C/Maza / With Hub	240	200	201	81	40-50,5	51	4
Todos / All	94/..		•			C	HF64	C/Maza / With Hub	240	200	201,5	81	40-50,5	49,5	4
SANTANA															
Todos / All	90/93	•		V			HF02A		239	20	18	38.7	65		4
Todos / All	94/..	•		V			HF02B		256	20	18	39	65		4
Todos / All	../94		•			C	HF65	C/Maza / With Hub	210	180	181	75	40-50,5	38,5	4
Todos / All	94/..		•			C	HF64	C/Maza / With Hub	240	200	201,5	81	40-50,5	49,5	4
SAVEIRO															
Todos / All	90/..	•			S		HF01		239	12	10.5	35	65		4
Todos / All	92/09	•		V			HF02A		239	20	18	38.7	65		4
Todos / All	97/09	•		V			HF02B		256	20	18	39	65		4
Todos / All	90/09		•			C	HF08	C/Maza / With Hub	240	200	201	81	40-50,5	51	4
Todos / All	97/09		•			C	HF64	C/Maza / With Hub	240	200	201,5	81	40-50,5	49,5	4
1.6 Nueva / New	10/..	•		V			HF87A		256	18	16	34	65		4
1.6 Nueva / New	10/..		•			C	HF65C		270	230	231,5	57,5	65	40	4
1.6 Nueva G6 / New G6	14/..	•		V			HF87E		280	22	19	37	65		4
1.6 Nueva G6 / New G6	14/..		•		S		HF87C		230	9	7	41	65		4
SCIROCCO															
1.4 TSI	10/..	•		V			HF88A		312	25	22	49.6	65		9
1.4 TSI	10/..		•		S		HF88G		272	10	9	48	65		5
2.0 TSI	10/..	•		V			HF82C		345	30	27	50	65		5
2.0 TSI	10/..		•	V			HF82B		310	22	20	48.5	65		9
SENDA															
Todos / All	83/..	•			S		HF01		239	12	10.5	35	65		4
Todos / All	83/..		•			C	HF65	C/Maza / With Hub	210	180	181	75	40-50,5	38,5	4
SURAN															
1.6	06/..	•		V			HF01B	Llanta 14" / 14" wheels	239	18	16	35	65		5

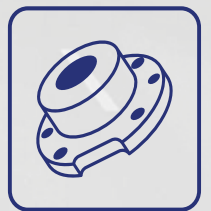

Modelo Model	Año Year	Del Front	Tras Rear				Código Part NBR	Info	A mm.	TH	Min TH	B mm.	C mm.	D #	E #
										Ø Int. mm.	Ø Max mm.				
VOLKSWAGEN (Cont.)															
1.6	06/..	•		V			HF81	Llanta 15" / 15" wheels	256	22	19	36.5	65		5
1.9 SDI	07/..	•		V			HF81	Llanta 15" / 15" wheels	256	22	19	36.5	65		5
1.6 Nuevo / New	12/..	•		V			HF81A		280	22	19	37	65		5
Todos / All	06/..		•		S		HF83		232	9	7	39	65		5
Todos / All	06/..		•			C	HF08A		240	200	201,5	59,5	65	50	5
SURAN CROSS															
1.6	11/..	•		V			HF81		256	22	19	36.5	65		5
1.6 Nuevo / New	12/..	•		V			HF81A		280	22	19	37	65		5
1.6	11/..		•			C	HF08A		240	200	201,5	59,5	65	50	5
TIGUAN															
2.0 TDI	09/..	•		V			HF88A		312	25	22	49.6	65		9
2.0 TDI	09/..		•		S		HF88E		282	12	10	48.2	65		9
2.0 TSI	08/..	•		V			HF88A		312	25	22	49.6	65		9
2.0 TSI	08/..		•		S		HF88E		282	12	10	48.2	65		9
TRANSPORTER															
1.9 TD (T4)	92/03		•		S		HF09A		280	12	10	40.3	68.2		5
1.9 TDI (T5)	03/..		•	V			HF09C	Llanta 16" / 16" wheels	294	22	19.5	44.5	76		5
2.4 D (T4)	96/03		•		S		HF09A		280	12	10	40.3	68.2		5
2.5 / 2.5 TD (T4)	96/..	•		V			HF09B		280	24	20	55.2	68.2		5
UP															
1.0	14/..	•		V			HF87D	Chico/ Small	236	22	19	39	65		4
1.0	14/..	•		V			HF87B	Grande/ Large	256	22	19	36,5	65		4
1.0	14/..		•			C	HF08B		240	200	201,5	59	65	50,5	4
VENTO															
1.9 TDI	05/..	•		V			HF88F		280	22	19	49.9	65		9
1.9 TDI / 2.0 TDI	07/..	•		V			HF82A		288	25	22	50	65		5
1.9 TDI / 2.0 TDI	07/..		•		S		HF83A		260	12	10	48.3	65		9
2.0 TSI / 2.0 FSI	08/..	•		V			HF88A		312	25	22	49.6	65		9
2.0 TSI	08/..		•		S		HF88E		282	12	10	48.2	65		9
2.0 FSI	08/..		•		S		HF88G		272	10	9	48	65		5
2.5	07/..	•		V			HF82A		288	25	22	50	65		5
2.5	07/..		•		S		HF83A		260	12	10	48.3	65		9
2.5	08/..		•		S		HF88G		272	10	9	48	65		5
VIRTUS															
1.6 MSI	18/..	•		V			HF81B		256	22	19	44	65		5
1.6 MSI	18/..		•			C	HF08F		278	228	229,5	56,5	65	46	5
VOYAGE															
1.6	08/..	•		V			HF87A		256	18	16	34	65		4
1.6	08/..		•			C	HF65A	C/Maza / With Hub	211	180	181	76	40-52	45,5	4
1.6 Nuevo / New	13/..	•		V			HF87E		280	22	19	37	65		4
1.6 Nuevo / New	13/..		•			C	HF08D		211,5	180	181,5	53	65	41	4
CAMIÓN / TRUCK															
6.80 / 6.90	82/..	•				C	HF7110		372,2	325	328	168,5	165,5	108	6
6.80 / 6.90	82/..		•			C	HF7110		372,2	325	328	168,5	165,5	108	6
7.90 / 7.110	82/..	•				C	HF7110		372,2	325	328	168,5	165,5	108	6
7.90 / 7.110	82/..		•			C	HF7110		372,2	325	328	168,5	165,5	108	6





Modelo Model	Año Year	Del Front	Tras Rear				Código Part NBR	Info	A mm.	TH	Min TH	B mm.	C mm.	D #	E #
										Ø Int. mm.	Ø Max mm.				
VOLVO															
240 SERIES															
Todos / All	74/93	•				S	HF804		263	14.3	12.7	65.3	68		5
400 SERIES															
440	88/96	•				S	HF802		260	12	10.8	40	61		6
460 / 480	86/95	•				S	HF802		260	12	10.8	40	61		6
700 SERIES															
740 / 760 / 780	88/..	•		V			HF808		262	22	20	56	68		5
800 SERIES															
850	91/93		•			S	HF800A		295	10	8.4	72	68		4
850	94/96	•		V			HF809		280	26	23	50	68		5
850	94/96		•			S	HF806		295	10	8.4	72	68		5
C30															
2.0 / 2.4 / T5	06/..	•		V			HF18F		278	25	23	48,5	63,5		5
2.0 / 2.4 / T5	06/..		•			S	HF807B		280	11	9	40.8	63.6		5
2.0 / T5	08/..		•			S	HF18G		265	11	9	40.5	63.5		5
C70															
Todos / All	97/..	•		V			HF809		280	26	23	50	68		5
Todos / All	97/..		•			S	HF806		295	10	8.4	72	68		5
S40															
Todos / All	97/04	•		V			HF807		281	24	21.4	45.5	69		4
Todos / All	97/04		•			S	HF801		260	10	8.4	41	90		4
Todos / All	04/..	•		V			HF18F	Llanta 15" / 15" wheels	278	25	23	48,5	63,5		5
Todos / All	04/..		•			S	HF18G	Llanta 15" / 15" wheels	265	11	9	40.5	63.5		5
Todos / All	05/..	•		V			HF807A		300	25	23	49	63.5		5
S60															
Todos / All	98/..	•		V			HF800B	Llanta 15" / 15" wheels	286	26	23	50.5	68		5
Todos / All	00/..	•		V			HF800C	Llanta 16" / 16" wheels	305	28	25	50.3	68		5
Todos / All	10/..	•		V			HF403D		300	28	26	52	63,5		5
S70															
Todos / All	97/..	•		V			HF809		280	26	23	50	68		5
Todos / All	97/..		•			S	HF806		295	10	8.4	72	68		5
S80															
Todos / All	06/..	•		V			HF403D		300	28	26	52	63,5		5
S90															
Todos / All	96/98	•		V			HF809		280	26	23	50	68		5
V40															
Todos / All	97/04	•		V			HF807		281	24	21.4	45.5	69		4
Todos / All	97/04		•			S	HF801		260	10	8.4	41	90		4
V50															
Todos / All	04/..	•		V			HF18F	Llanta 15" / 15" wheels	278	25	23	48,5	63,5		5
Todos / All	04/..		•			S	HF18G	Llanta 15" / 15" wheels	265	11	9	40.5	63.5		5
Todos / All	05/..	•		V			HF807A		300	25	23	49	63.5		5
Todos / All	05/..		•			S	HF807B		280	11	9	40.8	63.6		5
V60															
Todos / All	10/..	•		V			HF403D		300	28	26	52	63,5		5





Modelo Model	Año Year	Del Front 	Tras Rear 				Código Part NBR	Info	A mm.	TH	Min TH	B mm.	C mm.	D #	E #
										Ø Int. mm.	Ø Max mm.				
VOLVO (Cont.)															
V70															
Todos / All	97/..	•		V			HF809		280	26	23	50	68		5
Todos / All	97/..		•		S		HF806		295	10	8.4	72	68		5
Todos / All	07/..	•		V			HF403D		300	28	26	52	63,5		5
V90															
Todos / All	96/98	•		V			HF809		280	26	23	50	68		5
XC70															
Todos / All	07/..	•		V			HF403D		300	28	26	52	63,5		5
CAMIÓN / TRUCK															
B9 Salf	05/..		•	V			HF821B		433	45	41	130	203		10
VM 23-240	06/..	•		V			HF820		376	44	40	98,5	117		10
WILLYS															
JEEP															
Todos / All	50/..	•				C	HF480		334	305	307	78	106	65	6
Todos / All	50/..		•			C	HF480		334	305	307	78	106	65	6





Dimensional discos





Brake discs dimentional











A mm.	TH	Min TH	B mm.	C mm.	E #	Código Part NBR	Info	Modelo Model	Del. Front 	Tras. Rear 		
	Ø Int. mm	Ø Max mm.										
207	10	9	38.5	47	4	HF550		DAIHATSU	•			S
212	10	9	35	70	4	HF450A		ASIA	•			S
215	10	8	33	86	4	HF304		DAEWOO / SUZUKI	•			S
215	10	9,2	39	61	3	HF705A		RENAULT	•			S
219	13	11	37	75	4	HF355		KIA / MAZDA	•			S
224	9	7	57.5	71	4	HF811		CITROËN		•		S
224	9	7	63	71	5	HF797		CITROËN		•		S
226	10	8	71	40-50	4	HF02C	C/Maza / With Hub	SEAT / VOLKSWAGEN		•		S
226	10	8	71.5	40-50	5	HF02D	C/Maza / With Hub	VOLKSWAGEN		•		S
227	10	9	45	68	4	HF31A		FIAT / SEAT	•			S
227	11	9	45.8	61.5	4	HF34		FIAT / SEAT	•			S
227	11	10	31	75	4	HF860		MAZDA	•			S
228	10.2	8.7	38.5	83	6	HF11		DACIA / RENAULT	•			S
230	9	7	41	65	4	HF87C		VOLKSWAGEN		•		S
230	10	9	80	40-50,5	4	HF20B	C/Maza / With Hub	CHEVROLET		•		S
230	11	9.4	43.7	67	4	HF105		HYUNDAI	•			S
231	17	15	44	61	4	HF702		HONDA	•		V	
231	17	15	50	64	4	HF305		SUZUKI	•		V	
232	9	7	39	65	5	HF83		AUDI / SEAT / VOLKSWAGEN		•		S
234	7	6	39.4	68	4	HF612		NISSAN		•		S
234	11	10	47	56	4	HF551		DAIHATSU	•			S
234	13	11.4	45	64	4	HF207		MITSUBISHI	•			S
234	18	17	47	56	4	HF552		DAIHATSU	•		V	
235	18	16	51	63.5	4	HF106		HYUNDAI / KIA	•		V	
235	18.3	16	45	55	4	HF869A		MAZDA	•		V	
235	20	18	49.5	60	4	HF307		SUZUKI	•		V	
235	22	20	45	55	4	HF864		MAZDA	•		V	
235	22	20	46	55	4	HF868		MAZDA	•		V	
236	12	10	35	86	4	HF53B		CHERY	•			S
236	12	10	36	86	4	HF53		CHERY / CHEVROLET	•			S
236	12.6	9.7	41.2	60	4	HF23		CHEVROLET / DAEWOO / SUZUKI	•			S
236	18	16.4	34	86	4	HF210A		MITSUBISHI	•		V	
236	18	16.4	45	64.1	4	HF210B		MITSUBISHI	•		V	
236	20	18.5	41	60	6	HF20		CHEVROLET / DAEWOO / SUZUKI	•		V	
236	22	19	39	65	4	HF87D		VOLKSWAGEN	•		V	
237	11	9	73	55	4	HF22A		CHEVROLET	•			S
237.5	8	7	74.6	52-52,3	4	HF830	C/Maza / With Hub	RENAULT		•		S
238	8	6	29	57.5	3	HF199		CITROËN	•			S
238	8	7	41	61	4	HF947		RENAULT	•			S
238	11	9.5	97	40-50,5	4	HF22	C/Maza / With Hub	CHEVROLET	•			S
238	12	10.5	41	61	4	HF705		DACIA / RENAULT	•			S
238	18	16	31	75	4	HF867		MAZDA	•		V	
238	18	17	48,2	54	4	HF506		TOYOTA	•		V	
238	20	17.7	41	61	4	HF572		RENAULT	•		V	
238	20	17.7	46	60	4	HF109	Ø 60 mm.	RENAULT	•		V	
238	20	17.7	46	61	4	HF287	Ø 61 mm.	RENAULT	•		V	
239	9	7.5	33.5	65	5	HF83B		AUDI / VOLKSWAGEN		•		S
239	9	8	34	61	4	HF700G		HONDA		•		S
239	9	8	47.5	61	4	HF706		HONDA		•		S
239	10	8	39	65	4	HF85		AUDI / SEAT	•			S
239	10	8	48.5	61	4	HF704		ACURA / HONDA / ROVER		•		S
239	10.5	9.5	38.5	83	6	HF9108		RENAULT	•			S
239	12	10	43	64	4	HF14		FORD	•			S
239	12	10.5	30.5	65	4	HF01		AUDI / SEAT / VOLKSWAGEN	•			S
239	12	10.8	42.5	58.5	4	HF108		LADA	•			S
239	12.6	9	45.7	58.5	4	HF44		ALFA ROMEO	•			S
239	18	16	34.5	65	4	HF86		VOLKSWAGEN	•		V	
239	18	16	35	65	5	HF01B		VOLKSWAGEN	•		V	





A mm.	TH		B mm.	C mm.	E #	Código Part NBR	Info	Modelo Model	Del. Front 	Tras. Rear 		
	Ø Int. mm	Min TH Ø Max mm.										
239	20	18	38.7	65	4	HF02A		AUDI / FORD / SEAT / VW	•		V	
239.5	10	8	43	63.5	4	HF18		FORD	•			S
239.5	20	18	42.8	64	4	HF10A		FORD / VOLKSWAGEN	•		V	
239.5	20	18	42.8	64	4	HF14A		FORD	•		V	
239.5	24	22	58.1	64	4	HF15		FORD	•		V	
240	8	7	80.5	55	4	HF823	C/Maza / With Hub	NISSAN / RENAULT		•		S
240	10	8	42	57	4	HF23G		CHEVROLET		•		S
240	11	9.2	40	59	4	HF33		ALFA ROMEO / FIAT		•		S
240	11	9.2	40	59	5	HF43		ALFA ROMEO		•		S
240	12	10	45	61	4	HF610		NISSAN	•			S
240	12	10.8	46.5	59	4	HF31		FIAT	•			S
240	18	16	45.2	61	4	HF609		NISSAN	•		V	
240	20	17	41	60	6	HF23B		CHEVROLET	•		V	
240	20	18	43	60	4	HF51C		CHEVROLET	•		V	
240	20	18.2	40.5	59	4	HF31C		FIAT	•		V	
240	20	18.2	46.5	59	4	HF38		FIAT	•		V	
240	20	18.2	46.5	59	4	HF39		FIAT	•		V	
240	21	19	39	61	4	HF703		HONDA	•		V	
240	21	19	45	61	4	HF701		HONDA	•		V	
241	18	16	49	62	4	HF359		HYUNDAI / KIA	•		V	
241	19	17	51.7	63	4	HF102A		HYUNDAI	•		V	
242	18	16	43.7	70	4	HF652		SUBARU	•		V	
242	18	16	52.7	58	5	HF651		SUBARU	•		V	
242	19.1	17.7	40.5	86	4	HF102		HYUNDAI	•		V	
243	13	11.4	34	86	4	HF204		MITSUBISHI	•			S
243	19	17	50	61	4	HF834		HONDA	•		V	
243	20	18	43.5	57	4	HF354		KIA	•		V	
245	10	8	39.7	68	10	HF89B		AUDI		•		S
245	10	8	46.2	68	5	HF89C		AUDI		•		S
245	10	8	48	68	5	HF85A		AUDI		•		S
245	10	8	59.2	68	5	HF86C		AUDI		•		S
245	10	8	59.5	68	4	HF89A		AUDI		•		S
245	10	8	64	68	5	HF01A		AUDI / VOLKSWAGEN		•		S
245	10	8	83.5	45,2-50	5	HF80A	C/Maza / With Hub	AUDI		•		S
247	8	7	20.3	71	4	HF699		PEUGEOT		•		S
247	9	7.5	35.3	71	4	HF746		CITROËN / PEUGEOT		•		S
247	10	8	34.2	66	4	HF477		CITROËN / PEUGEOT	•			S
247	10	9	32.5	57	3	HF276		CITROËN	•			S
247	10	9	34.3	71	4	HF246		PEUGEOT		•		S
247	13	11	34.2	66	4	HF298		PEUGEOT	•			S
247	20.5	18.5	34.2	66	4	HF694		CITROËN / PEUGEOT	•		V	
247	20.5	18.5	44.2	66	4	HF690		CITROËN / PEUGEOT	•		V	
247.3	8	6	25.3	71	4	HF247		CITROËN / PEUGEOT		•		S
247.5	12.7	11.7	27	68.3	4	HF9058		FORD	•			S
248	10	9	24	67	4	HF9027		DODGE / VOLKSWAGEN	•			S
249	9	7	67	56-60	4	HF751B	C/Maza / With Hub	CITROËN / PEUGEOT		•		S
249	9	7	69	56-62	4	HF751	C/Maza / With Hub	CITROËN / PEUGEOT		•		S
249	9	8	74	56-62	4	HF751D	C/Maza / With Hub	CITROËN / PEUGEOT		•		S
250	9	8	34.5	55	4	HF861		MAZDA		•		S
250	12	10.8	62.4	71	5	HF796		CITROËN		•		S
250	18	16	45.2	61	4	HF608		NISSAN	•		V	
250	18.5	16.5	47	64	4	HF306		SUZUKI	•		V	
251	10	9	50.5	59	4	HF30A		ALFA ROMEO / FIAT		•		S
251	10	9	50.5	59	5	HF47		ALFA ROMEO		•		S
251	12	10.8	62.5	71	4	HF812		CITROËN		•		S
252	10	9	64.5	68	4	HF122		LADA	•			S
252	24	22	53.5	76	6	HF367		RENAULT	•		V	
252.5	10	8.9	33	63.5	4	HF18C		FORD		•		S





A mm.	TH	Min TH	B mm.	C mm.	E #	Código Part NBR	Info	Modelo Model	Del. Front 	Tras. Rear 		
	Ø Int. mm	Ø Max mm.										
253	20	18	43.7	63.5	4	HF18D		FORD		•	V	
253	20	18,5	29	84	5	HF100		HYUNDAI	•		V	
254	24	21	45,5	59,5	4	HF51F		CHEVROLET	•		V	
254	24	22,4	40	87	5	HF107		HYUNDAI	•		V	
255	12	10	39.8	68	5	HF80B		AUDI		•		S
255	20	18.4	33.5	84	5	HF200D		MITSUBISHI	•		V	
255	22	20	48.5	55	4	HF501		TOYOTA	•		V	
255	25	23	49.5	55	4	HF507		TOYOTA	•		V	
256	10	8	51.6	65	5	HF83C		AUDI / SEAT		•		S
256	13	11	39	65	4	HF02		SEAT / VOLKSWAGEN	•			S
256	13	11	46,2	68	4	HF86B		AUDI	•			S
256	16	14.8	64	73	5	HF680A		FIAT	•			S
256	18	16	34	65	4	HF87A		VOLKSWAGEN	•		V	
256	19.9	17	41	60	4	HF23A		CHEVROLET	•		V	
256	20	18	20	86	6	HF351		KIA / MAZDA	•		V	
256	20	18	39	65	4	HF02B		AUDI / FORD / SEAT / VW	•		V	
256	20	18.4	38.5	61	5	HF718		CHRYSLER	•		V	
256	22	19	36.5	65	5	HF81		AUDI / SEAT / VOLKSWAGEN	•		V	
256	22	19	36,5	65	4	HF87B		VOLKSWAGEN	•		V	
256	22	19	44	65	5	HF81B		VOLKSWAGEN	•		V	
256	22	20	56.2	68	4	HF89E		AUDI	•		V	
256	23.7	22	46.5	60	5	HF22B		DAEWOO	•		V	
256	24	21	41	60	4	HF25B		CHEVROLET / DAEWOO	•		V	
256	24	22	24	86	6	HF352		KIA	•		V	
256	24	22	41	59	4	HF51		CHEVROLET	•		V	
256	24	22	47	66	4	HF22C		DAEWOO	•		V	
256	24	22	47.5	60	4	HF52		DAEWOO	•		V	
256	24	22.4	41	60	4	HF25		CHEVROLET / DAEWOO	•		V	
256	24	22.4	45.5	69	4	HF206B		GALLOPER / MITSUBISHI	•		V	
256	24	22.4	45.5	69	5	HF201		CHRYSLER / MITSUBISHI	•		V	
256.5	22	20	46.5	62	4	HF360		HYUNDAI / KIA	•		V	
257	12	10.2	40.5	59	4	HF31B		ALFA ROMEO / FIAT	•			S
257	17	15	44,5	60	4	HF53C		CHERY	•		V	
257	20	18	40.5	59	4	HF30		ALFA ROMEO / FIAT	•		V	
257	20	18.2	40.5	59	5	HF683		CITROËN / PEUGEOT	•		V	
257	22	19	45,5	55	4	HF513		TOYOTA	•		V	
257	22	20	34	86	4	HF104		HYUNDAI	•		V	
257	22	20	40.5	59	4	HF32		ALFA ROMEO / FIAT	•		V	
257	22	20	45	55	4	HF865		MAZDA	•		V	
257	22	20	45	69	4	HF103		HYUNDAI	•		V	
257	22	20	49.2	68	4	HF607		NISSAN	•		V	
257	24	22	47	55	4	HF869		MAZDA	•		V	
257	25	24	46.5	84	5	HF500		TOYOTA	•		V	
257.3	22	20.6	36	88	6	HF28A		CHEVROLET / ISUZU	•		V	
258	9	7.3	53.5	67	5	HF470A		MERCEDES BENZ		•		S
258	9	7.3	53.5	67	5	HF476A		MERCEDES BENZ		•		S
258	9	8	55	55	4	HF502		TOYOTA		•		S
258	10	8	41.5	76	4	HF358B		KIA		•		S
258	10	9	60	62	4	HF904		BMW		•		S
258	22	19,8	44	61	4	HF549B		RENAULT	•		V	
258	22	20	43.3	63.5	4	HF18B		FORD	•		V	
258	22	20	44	61	4	HF615D		NISSAN	•		V	
258	22	20.4	33.5	84	6	HF200		MITSUBISHI	•		V	
258	23	21	44	64	4	HF18H		FORD	•		V	
258	24	22	48,5	72	4	HF356		KIA	•		V	
258	24	22	58.3	70	5	HF50A		CHEVROLET	•		V	
258	25	22,4	47	69	4	HF358A		HYUNDAI / KIA	•		V	
258	26	24	55.8	87	6	HF353		KIA	•		V	



A mm.	TH		B mm.	C mm.	E #	Código Part NBR	Info	Modelo Model	Del. Front 	Tras. Rear 		
	Ø Int. mm	Min TH Ø Max mm.										
259	9	8	43,5	62	5	HF302D		SUZUKI		•		S
259	10	8	44	64	4	HF316B	Ø 16 mm.	MINI COOPER		•		S
259	12	10.5	41	61	4	HF570		RENAULT	•			S
259	20.7	17.7	41	61	4	HF549		RENAULT	•		V	
259	23	21	34	92	4	HF836		HONDA / ROVER	•		V	
259.5	9	8	39,5	64	5	HF700H		HONDA		•		S
259.7	10	8	69	57	4	HF25C		CHEVROLET		•		S
260	8	7	86	55-55	5	HF571C	C/Maza / With Hub	RENAULT		•		S
260	9	8	42.2	64	5	HF700B		HONDA		•		S
260	10	8	49	64.5	4	HF835		HONDA / ROVER		•		S
260	10	8	49.2	64	5	HF836B		HONDA		•		S
260	10	8.4	41	90	4	HF801		VOLVO		•		S
260	12	10	48.3	65	9	HF83A		AUDI / VOLKSWAGEN		•		S
260	12	10.8	40	61	6	HF802		VOLVO	•			S
260	12.7	11.7	35.1	66	4	HF901		BMW	•			S
260	22	19.4	40.5	67	5	HF212		MERCEDES BENZ	•		V	
260	22	20	44	61	4	HF549A		RENAULT	•		V	
260	22	20	44	61	4	HF615B		NISSAN	•		V	
260	22	20	44	68	4	HF613		NISSAN	•		V	
260	22	20.4	35.1	66	4	HF900		BMW	•		V	
260	23	21	44.6	64	4	HF700E		HONDA	•		V	
260	23	21	47.5	64.2	4	HF710		HONDA	•		V	
260	23	21.4	32.5	61	5	HF721		CHRYSLER	•		V	
260	24	21	41	60	6	HF20A		CHEVROLET	•		V	
260	24	22	28.5	66	4	HF406A		PEUGEOT	•		V	
260	24	22	56.6	58	5	HF650		SUBARU	•		V	
260	24	22.2	43.8	64	4	HF10E		FORD	•		V	
260	24	22.2	47	63.5	4	HF18A		FORD	•		V	
260	24	22.4	38	61	5	HF730B		CHRYSLER	•		V	
260	25	23	49.2	55	5	HF509		TOYOTA	•		V	
260	26	24	40	92	6	HF617		NISSAN	•		V	
260.7	10	8	40.2	72	4	HF356A		KIA		•		S
261	10	8	40.2	72	5	HF862		MAZDA		•		S
261	20	18	20.5	86	6	HF450		ASIA	•		V	
261	22	20.6	105.5	45.2-59.5	5	HF16G	C/Maza / With Hub	FORD	•		V	
261	22	20.6	105.8	45-59	5	HF16H	C/Maza / With Hub	FORD	•		V	
261	24	22	24	86	6	HF352A		KIA	•		V	
261	26	24.5	108.2	45-65	5	HF16C	C/Maza / With Hub	FORD	•		V	
262	10	8	61	76	5	HF325P		HYUNDAI / KIA		•		S
262	10	8.4	61	76	5	HF325B		HYUNDAI / KIA		•		S
262	10	8,5	45	76	5	HF358E		HYUNDAI	•		V	
262	11	9	43.5	67	5	HF478		MERCEDES BENZ	•			S
262	21	19	45	64.5	4	HF700		ACURA / HONDA / ROVER	•		V	
262	21	19	45	61	4	HF700J		HONDA	•		V	
262	22	19	47.1	64.2	5	HF700A		ACURA / HONDA	•		V	
262	22	19.8	44	61	4	HF232		RENAULT	•		V	
262	22	19.8	44	61	5	HF233		RENAULT	•		V	
262	22	20	56	68	5	HF808		VOLVO	•		V	
263	14.3	12.7	65.3	68	5	HF804		VOLVO	•			S
263	24	22	82	94	5	HF180A		MERCEDES BENZ	•		V	
264	10	8	42	65	5	HF23E		CHEVROLET		•		S
264	10	8	44,5	60	5	HF51L		CHEVROLET		•		S
264	24	22	46.5	64	5	HF866		MAZDA	•		V	
265	10	8.4	49	90	4	HF210		MITSUBISHI		•		S
265	10.5	9.5	44.4	66	4	HF295		RENAULT		•		S
265	10.5	9.5	44.4	66	5	HF296		RENAULT		•		S
265	11	9	40.5	63.5	5	HF18G		FORD / VOLVO		•		S
265	20.5	17.7	32	61	4	HF193		RENAULT	•		V	





A mm.	TH	Min TH	B mm.	C mm.	E #	Código Part NBR	Info	Modelo Model	Del. Front 	Tras. Rear 		
	Ø Int. mm	Ø Max mm.										
265	25	23	49	62	5	HF53E		CHERY	•		V	
266	10	8	27.1	66	4	HF688		CITROËN / PEUGEOT	•			S
266	13	11	27.2	66	4	HF692		CITROËN / PEUGEOT	•			S
266	20.5	18.6	27.5	66	4	HF697		CITROËN / PEUGEOT	•		V	
266	22	20	34	66	4	HF750		CITROËN / PEUGEOT	•		V	
267	22	20	39.5	100	6	HF600A		NISSAN	•		V	
268	12	10	45	60	5	HF51E		CHEVROLET		•		S
268	12	10	73	62	4	HF751C	C/Maza / With Hub	CITROËN / PEUGEOT		•		S
268	20.7	19	88	45-59	5	HF27B	C/Maza / With Hub	CHRYSLER	•		V	
269	10	8.9	65	62	5	HF515		TOYOTA		•		S
269	22.5	19.8	44	68	5	HF571A		RENAULT	•		V	
270	9	7.3	53.4	57.5	5	HF727		CHRYSLER		•		S
270	10	8	37	55	5	HF504A		TOYOTA		•		S
270	10	8	67	65.5	5	HF25D		CHEVROLET		•		S
270	10	8	69.2	57	4	HF23C		CHEVROLET		•		S
270	10	8.6	62.7	63.6	4	HF10B		FORD		•		S
270	12	10	53	57.5	5	HF725C		CHRYSLER		•		S
271	25	23	52.5	62	5	HF508		TOYOTA	•		V	
272	10	9	48	65	5	HF88G		AUDI / SEAT / VOLKSWAGEN		•		S
272	11.5	9.5	50.5	108	5	HF121		LADA	•			S
272	16	14	96.5	85	5	HF471A		MERCEDES BENZ		•		S
272	16	14	96.5	85	5	HF471C		MERCEDES BENZ		•		S
273	12.7	10.7	43	76	4	HF642		PEUGEOT	•			S
273	13	10.7	43	76	5	HF643		PEUGEOT	•			S
273	26	24	49.5	55	5	HF504		TOYOTA	•		V	
274	10	8.5	67.5	58	5	HF654A		SUBARU		•		S
274	11	8.5	82	52-62	5	HF236	C/Maza / With Hub	RENAULT		•		S
274	11	9.5	82	52-62	4	HF328	C/Maza / With Hub	RENAULT		•		S
274	24	22	47.5	72	5	HF357A		KIA / MAZDA	•		V	
274	26	24	44	87	5	HF330		HYUNDAI	•		V	
274	26.4	24.4	48.5	72	5	HF357		KIA	•		V	
274	28	26	50.5	72	5	HF357B		KIA	•		V	
274	29	27.5	54.5	71	5	HF21A		CHEVROLET	•		V	
275	25	22	46.5	62	5	HF514A		TOYOTA	•		V	
275	25	23	49	62	5	HF514		TOYOTA	•		V	
275	26	24	47.5	69	4	HF358		KIA	•		V	
275.6	30	28.5	87.3	50-59	5	HF55	C/Maza / With Hub	CHEVROLET	•		V	
276	14	12	62	71	4	HF754		CITROËN		•		S
276	19	17.4	60.1	75	5	HF913		BMW		•	V	
276	20	18.5	28.5	113	5	HF100A		HYUNDAI	•		V	
276	22	19	77	85	5	HF471B		MERCEDES BENZ	•		V	
276	22	19	77.1	85	5	HF471		MERCEDES BENZ	•		V	
276	22	20.6	63.5	77.5-77.5	5	HF16E	C/Maza / With Hub	FORD	•		V	
276	24	22.4	45	87	6	HF200C		MITSUBISHI	•		V	
276	26	23.4	45.5	60	5	HF51B		CHEVROLET	•		V	
276	26	24	46	69	5	HF327		HYUNDAI	•		V	
276	26	24.4	45.8	69	5	HF725A		CHRYSLER	•		V	
276	30	28.5	88	50-59	6	HF56	C/Maza / With Hub	CHEVROLET	•		V	
276.5	24	22	56.8	58	5	HF654		SUBARU	•		V	
277	21	19	52	66	5	HF403A		LAND ROVER	•		V	
277	22	20.4	45	87	6	HF200A		ASIA / MITSUBISHI	•		V	
277	26	24	39.5	100	6	HF600		NISSAN	•		V	
277	26	24	49.5	55	5	HF504B		TOYOTA	•		V	
278	9.5	8	84	40-50,5	4	HF09	C/Maza / With Hub	VOLKSWAGEN	•			S
278	12	10	43	70	5	HF720F		JEEP		•		S
278	12.7	11.4	60.3	82.5	5	HF9131		FORD	•			S
278	13	11	86	66.5	5	HF03		VOLKSWAGEN	•			S
278	22	19.4	68.5	80	5	HF470		MERCEDES BENZ	•		V	


A mm.	TH	Min TH	B mm.	C mm.	E #	Código Part NBR	Info	Modelo Model	Del. Front 	Tras. Rear 		
	Ø Int. mm	Ø Max mm.										
278	24	22.2	47	63.5	4	HF15B		FORD	•		V	
278	25	23	40	63,5	4	HF18J		FORD	•		V	
278	25	23	45	63.5	4	HF18E		FORD	•		V	
278	25	23	48,5	63,5	5	HF18F		FORD / VOLVO	•		V	
278	26	24	27	92	5	HF352C		KIA	•		V	
279	10	8.3	72	67	5	HF475C		MERCEDES BENZ		•		S
279.7	22	19	36.7	65	5	HF82		AUDI / SEAT / VOLKSWAGEN	•		V	
280	9	7.5	58.5	64	5	HF711A		HONDA		•		S
280	9.9	8.4	60.1	75	5	HF903		BMW		•		S
280	10	8.4	65.6	75	5	HF932		BMW		•		S
280	11	9	40.8	63.6	5	HF807B		FORD / VOLVO		•		S
280	12	10	34.2	63.5	5	HF15E		FORD / JAGUAR		•		S
280	12	10	40.3	68.2	5	HF09A		VOLKSWAGEN		•		S
280	13	11	46,5	68	5	HF80C		AUDI	•			S
280	16	13	16,5	107,5	10	HF265A		FORD		•		S
280	16	14.2	82	79	5	HF680D		CITROËN / FIAT / PEUGEOT		•		S
280	16	14.2	82.2	72	5	HF680C		CITROËN / FIAT / PEUGEOT		•		S
280	18	15.9	65.5	73	5	HF680		CITROËN / FIAT / PEUGEOT	•			S
280	22	19	37	65	4	HF87E		VOLKSWAGEN	•		V	
280	22	19	37	65	5	HF81A		VOLKSWAGEN	•		V	
280	22	19	49.9	65	5	HF88F		AUDI / SEAT / VOLKSWAGEN	•		V	
280	22	20	28.2	65	5	HF88B		SEAT / VOLKSWAGEN	•		V	
280	22	20	46.2	68	5	HF84C		AUDI / SEAT / VOLKSWAGEN	•		V	
280	22	20	47	62	5	HF302C		SUZUKI	•		V	
280	22	20	49,3	68	5	HF614		NISSAN	•		V	
280	22	20	56.5	68	4	HF89D		AUDI	•		V	
280	22	20.4	44	64	4	HF316A		MINI COOPER	•		V	
280	23	21.4	39.2	61	5	HF725B		CHRYSLER	•		V	
280	23	21.4	44,5	69	5	HF358C		HYUNDAI	•		V	
280	24	20	55.2	68.2	5	HF09B		VOLKSWAGEN	•		V	
280	24	21	61.5	79.5	6	HF843B		RENAULT	•		V	
280	24	21.8	44	61	4	HF842		RENAULT	•		V	
280	24	21.8	44	61	5	HF231		RENAULT	•		V	
280	24	21.8	44	68	5	HF571		RENAULT	•		V	
280	24	21.8	47	61	5	HF234		RENAULT	•		V	
280	24	21.9	65.5	73	5	HF41		CITROËN / FIAT / PEUGEOT	•		V	
280	24	22	44	68	5	HF615G		NISSAN	•		V	
280	24	22	44,5	68	4	HF615		NISSAN	•		V	
280	24	22.5	44	61	4	HF829		RENAULT	•		V	
280	24	22.7	81.5	72	5	HF719		JEEP	•		V	
280	24.3	22.7	78.5	72.2	5	HF726A		JEEP	•		V	
280	25	22	42	60	6	HF20D		CHEVROLET	•		V	
280	25	22	42	70	5	HF26B		CHEVROLET	•		V	
280	25	23	42	60	4	HF25E		CHEVROLET	•		V	
280	26	23	50	68	5	HF809		VOLVO	•		V	
280	26	24.4	47.5	69	5	HF325D		HYUNDAI / KIA	•		V	
280	26	24,5	47,5	69	5	HF358F		KIA	•		V	
280	26	24.6	36	88	6	HF28E		HONDA / ISUZU	•		V	
280	28	25,9	71,5	73	5	HF41A		CITROËN / FIAT / PEUGEOT	•		V	
280	28	26	49.5	68	5	HF619		NISSAN	•		V	
281	12	10,5	55	62	5	HF514B		TOYOTA		•		S
281	15	13.2	44,7	59	5	HF46		ALFA ROMEO	•			S
281	24	21.4	45.5	69	4	HF807		VOLVO	•		V	
281	24	22.4	38	73	5	HF730A		CHRYSLER	•		V	
281	26	24.2	43.5	59	5	HF49B		ALFA ROMEO	•		V	
281	26	24.2	43.5	59	5	HF620		CITROËN / PEUGEOT	•		V	
281	26	24.2	43.6	59	4	HF42A		FIAT	•		V	
282	9	7,5	49	64	5	HF713A		HONDA		•		S

A mm.	TH	Min TH	B mm.	C mm.	E #	Código Part NBR	Info	Modelo Model	Del. Front 	Tras. Rear 		
	Ø Int. mm	Ø Max mm.										
282	9	8	49	64	5	HF836C		HONDA		•		S
282	12	10	48.2	65	9	HF88E		AUDI / VOLKSWAGEN		•		S
282	23	21	34	92	4	HF837		HONDA / ROVER	•		V	
282	23	21	47	64.1	5	HF836D		HONDA	•		V	
282	23	21	47	64	5	HF700F		HONDA	•		V	
282	23	21	47.1	70.2	5	HF710A		ACURA / HONDA	•		V	
282	23	21.4	32.5	61	5	HF727A		CHRYSLER	•		V	
282	24	22.4	38	73.5	5	HF730		CHRYSLER	•		V	
282	25	23	34.5	92	4	HF865A		HONDA	•		V	
282.3	25	23	46.2	68	5	HF88		VOLKSWAGEN	•		V	
283	22	20	27.2	66	4	HF810		CITROËN	•		V	
283	25.5	24	47.7	71	5	HF685		PEUGEOT	•		V	
283	26	24	34.4	66	4	HF752		CITROËN / PEUGEOT	•		V	
283	26	24	48	71	5	HF661		CITROËN / PEUGEOT	•		V	
283	26	24.2	28.2	66	4	HF406		CITROËN / PEUGEOT	•		V	
283.5	30	28.5	61.5	96.8	6	HF21		CHEVROLET	•		V	
283.7	10	8.4	61	76	5	HF325C		HYUNDAI / KIA		•		S
284	10	9	61	75	5	HF906		BMW		•		S
284	12	10	43.5	67	5	HF475		MERCEDES BENZ	•			S
284	22	19.4	43.5	67	5	HF475D		MERCEDES BENZ	•		V	
284	22	20	76.3	79	5	HF912		BMW	•		V	
284	22	20.2	39.4	59	4	HF49A		ALFA ROMEO / FIAT	•		V	
284	22	20.2	39.4	59	5	HF48		ALFA ROMEO	•		V	
284	22	20.2	43.4	59	5	HF49		ALFA ROMEO	•		V	
284	22	20.2	43.6	59	4	HF42		ALFA ROMEO / FIAT	•		V	
284	22	20.4	73	79	5	HF933		BMW	•		V	
284	24	22.4	51	96.5	5	HF325		KIA	•		V	
285	10.8	9.5	59.7	72	5	HF723		JEEP		•		S
285	12	11	58.3	71	5	HF16M		FORD		•		S
285	12	11	59.5	72	5	HF726B		JEEP		•		S
285	15	13	55.5	67	5	HF478D		MERCEDES BENZ		•		S
285	22	19	72	85	5	HF471E		MERCEDES BENZ	•		V	
285	22	19	93	120	6	HF471D		MERCEDES BENZ		•	V	
285	22	20.4	38.5	69	5	HF200E		MITSUBISHI	•		V	
285	28	26	43.5	58.9	5	HF406B		PEUGEOT	•		V	
286	10	8	69.2	65.5	5	HF23D		CHEVROLET / SAAB		•		S
286	12	10.4	51.5	79	5	HF902		BMW	•			S
286	16	14	79	70	5	HF50B		CHEVROLET		•		S
286	22	20.4	51.5	79	5	HF905		BMW	•		V	
286	26	23	50.5	68	5	HF800B		VOLVO	•		V	
286	26	24.5	66	72	5	HF16B		FORD	•		V	
286.6	26	24.5	108.2	45-65	5	HF16J	C/Maza / With Hub	FORD	•		V	
286.6	30	28.5	82	108	5	HF16A		FORD	•		V	
287	17	15	29	108	5	HF308		SUZUKI	•		V	
287	17	15	46	107	5	HF21B		SUZUKI	•		V	
287	24	22.6	64	73.5	6	HF722		DODGE	•		V	
287	26	24.5	107.6	45-65	5	HF16F	C/Maza / With Hub	FORD	•		V	
288	12	10	38.5	68	5	HF85B		AUDI		•		S
288	15	13	46.2	68	5	HF84D		AUDI	•			S
288	24.9	23	46.2	68	9	HF84		AUDI / VOLKSWAGEN	•		V	
288	25	21	42	70	5	HF25A		CHEVROLET / SAAB	•		V	
288	25	22	28.4	65	5	HF03A		VOLKSWAGEN	•		V	
288	25	22	34.2	65	5	HF80		AUDI / SEAT / VOLKSWAGEN	•		V	
288	25	22	50	65	5	HF82A		AUDI / SEAT / VOLKSWAGEN	•		V	
288	25	22.4	46.5	67	5	HF470C		MERCEDES BENZ	•		V	
288	28	26	65	72	5	HF723A		JEEP	•		V	
289	10	8	45.7	107	5	HF21C		SUZUKI	•			S
289	10	9	46	107	5	HF303		SUZUKI	•			S

A mm.	TH	Min TH	B mm.	C mm.	E #	Código Part NBR	Info	Modelo Model	Del. Front 	Tras. Rear 		
	Ø Int. mm	Ø Max mm.										
289	20	18	64.5	100	6	HF482		TOYOTA	•		V	
289	22	20	85	84	8	HF72A		IVECO		•		S
289	28	26	34	66	4	HF753		CITROËN	•		V	
289	28	26	70.5	98	6	HF16T		FORD / MAZDA	•		V	
289.8	12	10	35	71	5	HF752C		PEUGEOT		•		S
290	10	8	51.4	71	5	HF44A		PEUGEOT		•		S
290	10	8	60	71	4	HF250		PEUGEOT		•		S
290	10	8.3	55.2	67	5	HF475B		MERCEDES BENZ	•			S
290	10	8.5	67	58	5	HF656		SUBARU		•		S
290	12	10	35	71	5	HF41C		CITROËN / PEUGEOT		•		S
290	12.5	11.3	56	72	5	HF726		CHRYSLER		•		S
290	13	11.7	61.5	101	5	HF402		LAND ROVER		•		S
290	16	14.8	61	73	5	HF680B		FIAT	•			S
290	22	19	110.5	68	6	HF72		IVECO	•			S
290	26	24.4	46	94	6	HF200F		MITSUBISHI	•		V	
290	28	25	46	64	9	HF72F		IVECO	•		V	
290	30	28.5	105.5	45,2-65	5	HF16	C/Maza / With Hub	FORD	•		V	
290.5	25	22	160,5	120-80	6	HF72B		IVECO	•		V	
291	9	8	62,5	68	5	HF615C		NISSAN		•		S
291	25	23	66	100	6	HF484		TOYOTA	•		V	
292	22	20.4	73	79	5	HF934		BMW	•		V	
292	25	23	47,5	64	5	HF713		HONDA	•		V	
293.5	24	22	57	58	5	HF655		SUBARU	•		V	
294	19	17.4	59.2	75	5	HF919		BMW		•	V	
294	22	19.5	44.5	76	5	HF09C		VOLKSWAGEN		•	V	
294	22	20	35	71	5	HF41D		CITROËN / PEUGEOT		•	V	
294	22	20.4	44	64	4	HF316	Ø 14 mm.	MINI COOPER	•		V	
294	26	24.4	45.5	69	5	HF208		CHRYSLER / JEEP / MITSUBISHI / PEUGEOT	•		V	
294	28	26,4	46,5	94	6	HF200G		MITSUBISHI	•		V	
295	10	8	56	59	5	HF621		CITROËN / PEUGEOT		•		S
295	10	8.4	72	68	4	HF800A		VOLVO		•		S
295	10	8.4	72	68	5	HF806		VOLVO		•		S
295	28	25.4	55	67	5	HF474A		MERCEDES BENZ	•		V	
296	10.5	8.9	65.5	75	5	HF936D		BMW		•		S
296	22	20.4	76	79	5	HF918		BMW	•		V	
296	28	25	58.3	70	5	HF50		CHEVROLET	•		V	
296	28	25	82.5	72	5	HF50C		CHEVROLET	•		V	
296	28	26	38.4	68	6	HF618B		NISSAN	•		V	
296	28	26	47.5	64	5	HF712		HONDA	•		V	
296	28	26	49	62	5	HF515A		TOYOTA	•		V	
296	28	26	49,5	62	5	HF515B		TOYOTA	•		V	
296	28	26	53	68	6	HF600B		NISSAN	•		V	
296	29	27.4	52	70.7	5	HF26C		CHEVROLET	•		V	
297	22	20	70.5	108	6	HF487		TOYOTA	•		V	
297	25	22	65	70	5	HF400C		LAND ROVER	•		V	
297	25	22	91,5	70	5	HF400B		LAND ROVER	•		V	
297	25	23	67.5	108	6	HF511		TOYOTA	•		V	
297	26	24.5	54	73.5	5	HF722A		CHRYSLER	•		V	
298	10	8.4	61	75	5	HF916		BMW		•		S
298	14	13	70	101	5	HF400		LAND ROVER	•			S
298	14.2	12	59.3	101.7	5	HF401A		LAND ROVER		•		S
298	16	14	71,5	85	6	HF471H		MERCEDES BENZ		•		S
298	20	18.4	61	75	5	HF914		BMW		•	V	
298	24	22	70	102	5	HF401		LAND ROVER	•		V	
298	28	26	49.3	69	5	HF327A		HYUNDAI / KIA	•		V	
300	10	8	68,5	67	5	HF474F		MERCEDES BENZ		•		S
300	20	18	66.4	75	5	HF937		BMW	•		V	
300	22	19.4	68.5	67	5	HF475E		MERCEDES BENZ		•	V	

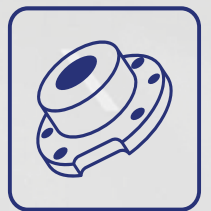
A mm.	TH	Min TH	B mm.	C mm.	E #	Código Part NBR	Info	Modelo Model	Del. Front	Tras. Rear		
	Ø Int. mm	Ø Max mm.										
300	22	20	51,5	76	5	HF90C		VOLKSWAGEN		•		V
300	22	20.4	51.5	79	5	HF917		BMW	•			V
300	22	20.4	72.5	94	6	HF206A		MINI		•		V
300	24	21.8	44	61	4	HF237		RENAULT	•			V
300	24	21.9	65.5	80	5	HF40		CITROËN / FIAT / PEUGEOT	•			V
300	24	22	47.2	63.5	5	HF15D		FORD / JAGUAR	•			V
300	24	22	74	78.5	5	HF936		BMW	•			V
300	25	23	47.2	64	5	HF836A		HONDA	•			V
300	25	23	47.2	64.3	5	HF711		HONDA	•			V
300	25	23	49	63.5	5	HF807A		FORD / VOLVO	•			V
300	26	23	46	60	5	HF308A		CHEVROLET	•			V
300	26	24	47	61	5	HF235		RENAULT	•			V
300	27	25	40	88	6	HF21E		CHEVROLET	•			V
300	27	25	61.5	104	6	HF21G		CHEVROLET	•			V
300	28	25	54.5	93	5	HF265		FORD	•			V
300	28	25	68.5	85	6	HF471F		MERCEDES BENZ	•			V
300	28	25.4	46.5	67	5	HF474B		MERCEDES BENZ	•			V
300	28	25.5	46.5	67	5	HF470E		MERCEDES BENZ	•			V
300	28	26	38	100	6	HF618		NISSAN	•			V
300	28	26	47.2	64.2	5	HF836E		ACURA / HONDA	•			V
300	28	26	52	63.5	5	HF403D		FORD / LAND ROVER / VOLVO	•			V
300	28	26.4	47.5	69	5	HF325N		HYUNDAI / KIA	•			V
300	28	26.5	49	69	5	HF329D		HYUNDAI / KIA	•			V
300	30	28	43.5	71	5	HF888		JAGUAR	•			V
300	30	28	52.5	96.3	6	HF107A		HYUNDAI	•			V
302	10	8.4	54.5	76	5	HF329F		HYUNDAI / KIA		•		S
302	11	9	51	63.5	5	HF15J		FORD / LAND ROVER		•		S
302	11	9.4	71.5	69	5	HF329B	Cinta 39,5mm / Shoe 39,5 mm	HYUNDAI / KIA		•		S
302	11	9.4	71.5	69	5	HF329C	Cinta 33,2mm / Shoe 33,2 mm	HYUNDAI / KIA		•		S
302	12	11	76.1	79	5	HF923		BMW	•			S
302	18	16	46.2	62	5	HF516		TOYOTA	•			V
302	20	19	48	100	6	HF486		TOYOTA	•			V
302	22	20.4	76.1	79	5	HF926		BMW	•			V
302	26	24	34	66	4	HF751E		CITROËN / PEUGEOT	•			V
302	26	24	34.5	66	4	HF751A		CITROËN / PEUGEOT	•			V
302	28	24.5	70	90	5	HF843C		RENAULT	•			V
302	28	26	54.5	96	5	HF326A		KIA	•			V
302	28	26.4	38.5	72.5	5	HF730C		CHRYSLER / DODGE	•			V
302	28	26.5	39	73.5	5	HF729		CHRYSLER	•			V
302	32	30	61.5	98	6	HF16R		FORD	•			V
303	20	18.4	71.8	70.5	5	HF26D		CHEVROLET		•		V
303	28	25	93	120	6	HF471J		MERCEDES BENZ		•		V
303	28	26	57	76	5	HF90		VOLKSWAGEN	•			V
304	13	11.7	62.7	70	5	HF400A		LAND ROVER		•		S
304	28	26	48	71	5	HF752A		CITROËN / PEUGEOT	•			V
304	28	26	54.5	71	5	HF41B		CITROËN / PEUGEOT	•			V
304	30	28	91	118	6	HF472A		MERCEDES BENZ	•			V
305	9	7.5	61	64	5	HF712A		HONDA		•		S
305	10	8.5	75.2	72.2	5	HF725		JEEP		•		S
305	12	10	33.5	72.5	5	HF730D		CHRYSLER / DODGE		•		S
305	12	10.5	67	90	5	HF843A		RENAULT		•		S
305	12	10.5	71.5	90	5	HF843D		RENAULT		•		S
305	25	23.5	47	69	5	HF329E		HYUNDAI / KIA	•			V
305	26	24.5	63.5	72	5	HF720		JEEP	•			V
305	28	25	50.3	68	5	HF800C		VOLVO	•			V
305	28	26	40	70	5	HF720E		FIAT / JEEP	•			V
305	30.5	27.5	111.5	152.5	6	HF4000A		AGRALE / FORD		•		V
305	30.5	28.5	115.5	125	6	HF4000C		AGRALE	•			S

A mm.	TH	Min TH	B mm.	C mm.	E #	Código Part NBR	Info	Modelo Model	Del. Front 	Tras. Rear 		
	Ø Int. mm	Ø Max mm.										
305	30.5	28.5	116	152.5	8	HF4000		AGRALE / FORD / GROSSPAL / DEUTZ	•		V	
305.5	26	24.5	66	72	5	HF16P		FORD	•		V	
306	22	18	136.5	178.5	6	HF72E		IVECO		•		S
306	28	25	78	90	5	HF843		RENAULT	•		V	
307.5	18	16	63	68	6	HF618A		NISSAN		•	V	
310	22	20	29	108	5	HF302		SUZUKI	•		V	
310	22	20	48.5	65	9	HF82B		AUDI / SEAT / VOLKSWAGEN		•	V	
310	28	25.4	82	67	5	HF470B		MERCEDES BENZ	•		V	
312	18	16	68	108	6	HF512B		TOYOTA		•	V	
312	18	16	68.3	106.1	6	HF518A		TOYOTA		•	V	
312	25	22	49.6	65	9	HF88A		AUDI / VOLKSWAGEN	•		V	
312	25	23	34	65	5	HF85C		AUDI / SEAT / VOLKSWAGEN	•		V	
312	25	23	47	68	10	HF84B		AUDI	•		V	
312	28	25.4	65	67	5	HF474E		MERCEDES BENZ	•		V	
312	34	32	82	118	6	HF472B		MERCEDES BENZ	•		V	
312	34	32	115	118	6	HF472C		MERCEDES BENZ		•	V	
312	34	32	165	142	8	HF58		CHEVROLET	•		V	
313	32	29	117.7	62-73.5	6	HF57	C/Maza / With Hub	CHEVROLET	•		V	
314	24	22.4	45.5	87	6	HF200B		MITSUBISHI	•		V	
314.5	30	28	114	75.9	8	HF251B		FORD	•		V	
315	18	16	84.2	108	6	HF206		MITSUBISHI		•		S
315	20	18	88	96.5	5	HF326		KIA		•	V	
316	30	28	56.8	58	5	HF654B		SUBARU	•		V	
317	30	27	62	79	5	HF404		LAND ROVER	•		V	
319	14	12.5	66.6	72	5	HF720B		JEEP		•		S
319	22	20	70.2	108	6	HF485		TOYOTA	•		V	
319	28	26	67.5	108	6	HF512		TOYOTA	•		V	
320	22	20.4	60	75	5	HF921		BMW		•	V	
320	30	27.4	82	67	5	HF469		MERCEDES BENZ	•		V	
320	30	27.4	82	67	5	HF479		MERCEDES BENZ	•		V	
320	30	28	52.5	68	5	HF85F		AUDI	•		V	
321	28	26.4	49.2	69	5	HF329		HYUNDAI / KIA	•		V	
323	30	28	91	118	6	HF472		MERCEDES BENZ	•			S
324	12	10	67	69	5	HF329A		HYUNDAI		•		S
324	12	10.4	80	75	5	HF910		BMW		•		S
324	30	28	77.1	79	5	HF931		BMW	•		V	
324	30	28.4	77.1	79	5	HF924		BMW	•		V	
325	20	17	59.5	79	5	HF405		LAND ROVER		•	V	
325	25	23.4	52.5	79	5	HF920		BMW	•		V	
326	30	28	98.4	127	8	HF251A		FORD		•	V	
328	30	28.5	53	72	5	HF720A		JEEP	•		V	
330	24	22.4	73	79	5	HF936A		BMW	•		V	
330	33	30	94.5	129	8	HF4000B		FORD	•		V	
330	38	36	96.5	144	8	HF4000D		AGRALE	•			S
330	38	36	144	61.7-74	8	HF251	C/Maza / With Hub	FORD	•		V	
330	38	36	144	61.7-74	8	HF251C	C/Maza / With Hub	FORD	•		V	
330	38	36	144	61.7-74	8	HF251D	C/Maza / With Hub	FORD	•		V	
331	38	36	99.3	129	8	HF251F		FORD	•		V	
331.5	14	12	55	67	5	HF478B		MERCEDES BENZ		•		S
332	18	16	74.6	93.8	6	HF206D		MITSUBISHI		•	V	
332	28	26	56.5	93.8	6	HF206C		MITSUBISHI	•		V	
332	30	27	57.5	76	5	HF90B		VOLKSWAGEN	•		V	
332	30	28.4	62.5	75	5	HF907		BMW	•		V	
335	34	28	114	138	6	HF472D		MERCEDES BENZ	•		V	
335	34	31	111	152	8	HF472E		MERCEDES BENZ		•	V	
336	22	20.4	67	75	5	HF936B		BMW		•	V	
338	28	26	67.5	108	6	HF512A		TOYOTA	•		V	
338	28	26	68	108	6	HF518		TOYOTA	•		V	

A mm.	TH	Min TH	B mm.	C mm.	E #	Código Part NBR	Info	Modelo Model	Del.	Tras.		
	Ø Int. mm	Ø Max mm.							Front	Rear		
340	30	27	49,5	65	9	HF88H		AUDI	•		V	
345	24	22.4	78.8	75	5	HF909B		BMW		•	V	
345	30	27	50	65	5	HF82C		AUDI / SEAT / VOLKSWAGEN	•		V	
345	32	30	51	67	5	HF478A		MERCEDES BENZ	•		V	
348	30	28	81	79	5	HF911		BMW	•		V	
348	30	28.4	62	75	5	HF907A		BMW	•		V	
350	20	17	59	79	5	HF404B		LAND ROVER		•	V	
352.5	30	28	131	123	8	HF716A		DODGE		•	V	
353	35.5	34	102	122.5	8	HF715		DODGE	•		V	
356	36	34.4	62.5	75	5	HF908		BMW	•		V	
358	34	32	125	123	8	HF716C		DODGE		•	V	
360	30	27	62	79	5	HF404A		LAND ROVER	•		V	
360	39	37	102	123	8	HF716B		DODGE	•		V	
365	36	34.4	62.5	75	5	HF907B		BMW	•		V	
369	39.3	37.4	98.7	129	10	HF251E		FORD	•		V	
376	44	40	98,5	117	10	HF820		VOLVO	•		V	
430	45	37	132,5	211,1	10	HF1938		MERCEDES BENZ	•		V	
433	45	41	130	203	10	HF821B		VOLVO		•	V	

Dimensional de campanas de freno

Brake drums dimentional



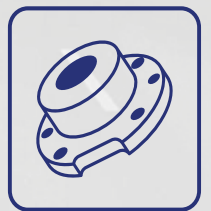
A mm.	TH	Min TH	B mm.	C mm.	D mm.	E #	Código Part NBR Codigo	Info	Modelo Model	Del	Tras
	Ø Int. mm	Ø Max mm.								Front	Rear
198	170	171	58,5	58	47,5	3	HF322D	C/Maza / With Hub	RENAULT		•
205,5	180	182	79,5	47-52	41	4	HF53A	C/Maza / With Hub	CHERY / DAEWOO		•
208	180,5	181,2	83	52-52	53,5	4	HF322	C/Maza / With Hub	RENAULT		•
210	180	181	75	40-50,5	38,5	4	HF65	C/Maza / With Hub	AUDI / SEAT / VOLKSWAGEN		•
211	180	181	76	40-52	45,5	4	HF65A	C/Maza / With Hub	VOLKSWAGEN		•
211,5	180	181,5	53	65	41	4	HF08D		VOLKSWAGEN		•
212	180	181	80	52-52	46	4	HF735	C/Maza / With Hub	CITROËN / PEUGEOT		•
212	180	181	81	52-52	44,5	4	HF732	C/Maza / With Hub	CITROËN / PEUGEOT		•
214	180	181,3	59	59	39	4	HF35		FIAT		•
216	180	181	76	50,5-50,5	44	4	HF19	C/Maza / With Hub	FORD		•
216	180	181	76,5	40-50,5	46	4	HF112	C/Maza / With Hub	FORD		•
216	180	181,8	85	40-50,5	38	4	HF24A	C/Maza / With Hub	CHEVROLET / SUZUKI		•
219	185	187	49	59	36	4	HF36A		FIAT		•
219	185,5	186,8	53	59	35,5	4	HF36		FIAT		•
220	180	181	57,5	68	36,5	4	HF611		NISSAN		•
221,5	180	182	60	62,5	38,5	4	HF101A		HYUNDAI		•
224	180	181	56	61	38	4	HF707A		HONDA		•
228	200	201	83,5	40-50,5	36	4	HF24	C/Maza / With Hub	CHEVROLET		•
228	200	201	86	51-53	35,5	4	HF24B	C/Maza / With Hub	CHEVROLET		•
230	180	181,2	57,5	67	49	5	HF213		MERCEDES BENZ		•
230	200	202	57	57	41	4	HF51A		CHEVROLET		•
232	203	205	60,5	64	41	4	HF53D		CHERY		•
233,5	203	204,5	76	55	47	4	HF322C	C/Maza / With Hub	RENAULT		•
234	203,5	204,5	76	52,5-52,5	50,5	4	HF322B	C/Maza / With Hub	RENAULT		•
234,5	200	201	54,5	55	44	4	HF519		TOYOTA		•
235	200	201	65,5	55	55	4	HF503A		TOYOTA		•
235	200	201	87	59	50	4	HF503B	C/Maza / With Hub	TOYOTA		•
235	200	202	58	60	35,5	4	HF51G		CHEVROLET		•
239	200	201	59	61	43	4	HF707		HONDA		•
239	203	204,4	76	52	47,5	4	HF733B	C/Maza / With Hub	CITROËN / PEUGEOT		•
239	203	204,5	66	68	41	4	HF613A		NISSAN		•
239	203	204,5	80	50,5-50,5	48,5	4	HF111	C/Maza / With Hub	FORD / VOLKSWAGEN		•
239	203,5	204,3	81,5	53-53	45	4	HF113	C/Maza / With Hub	FORD		•
240	200	201	81	40-50,5	51	4	HF08	C/Maza / With Hub	AUDI / FORD / VOLKSWAGEN		•
240	200	201,5	59	65	50,5	4	HF08B		SEAT / VOLKSWAGEN		•
240	200	201,5	59,5	65	50	5	HF08A		VOLKSWAGEN		•
240	200	201,5	81	40-50,5	49,5	4	HF64	C/Maza / With Hub	SEAT / VOLKSWAGEN		•
240	200	201,5	81	50	50	5	HF08C	C/Maza / With Hub	VOLKSWAGEN		•
243	203	204,5	63,5	63,5	48,5	4	HF19B		FORD		•
243,5	200	201	68	57	52,5	4	HF26		CHEVROLET / DAEWOO		•
244	200	201,5	57,5	63,5	40	4	HF19C		FORD		•
244	200	202	62	60	43	4	HF51D		CHEVROLET		•
244,5	203	204,5	71,5	52-56	41	4	HF733	C/Maza / With Hub	CITROËN / PEUGEOT		•
244,5	203	205	55,5	76	41,5	5	HF325H		KIA		•
245	203	205	60	61	50	4	HF615E		NISSAN		•
246	200	201	54	61	45	4	HF708A		HONDA		•
246	200	201	63,5	61	48	4	HF708		HONDA		•
246	200	202	59	66	41,5	4	HF350A		ASIA		•
246,5	200	201	58	57	41,5	4	HF350B		KIA		•
249	203	205	64	62,5	44,2	4	HF107D		HYUNDAI		•
249,3	203,2	205,2	61	59	44,7	4	HF37A		FIAT		•
253	220	221	162	75,7	69	5	HF350D		KIA		•
256	203	205	75	55	49	4	HF615F	C/Maza / With Hub	NISSAN		•
260,5	228	229,5	92	52-62	52	5	HF571B	C/Maza / With Hub	RENAULT		•
260,6	228,5	229,5	64,5	68	51	5	HF571D		RENAULT		•
264,5	228,5	230	60,5	68	51	4	HF611B		NISSAN		•
264,5	230	231	69	57	50	4	HF26A		CHEVROLET		•
266	229,5	231	72	62,5	58	5	HF27		CHRYSLER		•

A mm.	TH	Min TH	B mm.	C mm.	D mm.	E #	Código Part NBR	Info	Modelo Model	Del	Tras
	Ø Int. mm	Ø Max mm.								Front	Rear
268	228,5	230	61	59	48	4	HF37		FIAT		•
268,5	229	230,1	66,5	63,5	54	4	HF19A		FORD		•
270	228,7	230,7	61	90	46	5	HF723B		MITSUBISHI		•
270	230	231,5	57,5	65	40	4	HF65C		VOLKSWAGEN		•
271	228	230	66	63,5	51	5	HF113A		FORD		•
272	228,5	230,6	64	76	48	5	HF325A		HYUNDAI		•
272,5	230	231,5	68	86	52	4	HF07		VOLKSWAGEN		•
273	228	230,2	70	63,5	52	4	HF19D		FORD		•
273	228,5	230	77	62	51	4	HF733A	C/Maza / With Hub	CITROËN		•
273	228,5	230	94	72	77,5	5	HF723C		JEEP		•
274	228,5	230	63	76	50	5	HF358G		HYUNDAI		•
274	228,5	230	66,5	71	50,5	4	HF724		CITROËN / PEUGEOT		•
274	229,5	232	63	60	47	4	HF51H		CHEVROLET		•
274	230	232	63	60	47	5	HF308B		CHEVROLET		•
277,5	228,5	230	64,5	62	51	5	HF480D		TOYOTA		•
278	228	229,5	56,5	65	46	5	HF08F		VOLKSWAGEN		•
278	229	230	77	66	52,5	4	HF322A		RENAULT / MITSUBISHI		•
278	229	230,6	60	90	38,5	5	HF203		MITSUBISHI		•
282	251,5	253,5	72,5	65	61,5	5	HF06		VOLKSWAGEN		•
290	254	256	93	90	68	5	HF180		MERCEDES BENZ		•
291	255	256,1	91	52-62	51,5	4	HF367A	C/Maza / With Hub	RENAULT		•
294,5	254	255,5	71	96,5	61	6	HF28C		CHEVROLET / ISUZU		•
296	254	256	81,5	75	65	5	HF101		HYUNDAI		•
297,5	254	255,6	98,5	79	65,5	5	HF45A		CITROËN / FIAT / PEUGEOT		•
298	254	256	92	71	75	5	HF114B		FORD / MAZDA		•
298	254	256,3	88,5	71	75,5	5	HF114C		FORD		•
298	255	256,5	70,5	93	55	4	HF217		PEUGEOT		•
298	255	256,6	77	93	67	5	HF218		PEUGEOT		•
306	279,5	281	77,5	93	63	5	HF217A		PEUGEOT		•
308	250	251,5	77	72	64,5	5	HF728		CHRYSLER		•
311	260	261,5	106	120	63	5	HF350E		KIA		•
311	260	262	76	93	63	6	HF350		ASIA / KIA / MAZDA		•
311	269	271,5	86	68	69	6	HF605B		NISSAN		•
316	279,5	281,3	77,5	71	63	5	HF28		CHEVROLET		•
320	280	283	102	132	73	5	HF435		RENAULT		•
321	270	272	81	67	66	5	HF480B		TOYOTA		•
322	279,5	281	89,5	71	75	5	HF369		CHEVROLET		•
322	279,5	281	93	71	75	5	HF114E		FORD		•
322	279,5	281	93	90,5	74,5	6	HF368		CHEVROLET		•
324	279,5	280,5	65	80	65	5	HF120		FORD	•	
324	279,5	280,5	78	73	58	5	HF120A		FORD		•
324	280,5	282	105	85	79	5	HF473		MERCEDES BENZ		•
325,5	280	281,6	83	105,5	74,5	5	HF114		FORD		•
327	280	281,7	95,5	71	70,5	5	HF114D		FORD		•
330,5	270	272	94	108	78	6	HF202B		MITSUBISHI		•
334	305	307	78	106	65	6	HF480		WILLYS	•	
335	294,5	296,5	95,5	76	72	5	HF90A		VOLKSWAGEN		•
335,5	294,5	296,5	92	70	67,5	5	HF45C		FIAT		•
336	295	296,5	89	100,5	66	6	HF605		NISSAN / SUZUKI		•
336	295	296,5	89	68	71	6	HF605A		NISSAN		•
337	295	296	80,5	101	66	6	HF21F		CHEVROLET		•
337	295	297	84	75	64	5	HF107C		HYUNDAI		•
343	295	297	91	94	53,5	6	HF202C		MITSUBISHI		•
343	295	297	91,5	94	73,5	6	HF202D		MITSUBISHI		•
343,5	295	297	84	106	65,5	6	HF480A		TOYOTA		•
344	295	297	77	108	66,5	6	HF480C		TOYOTA		•
347	295	296,5	80,9	93	67,4	6	HF114G		FORD		•
350	305	308	110	90,5	74,5	6	HF370		CHEVROLET		•

A mm.	TH		B mm.	C mm.	D mm.	E #	Código Part NBR Codigo	Info	Modelo Model	Del	Tras
	Ø Int. mm	Ø Max mm.								Front	Rear
350	310	313	138,5	165	108,5	6	HF72D		IVECO		•
357	304	307	135	127	90	8	HF115		FORD		•
372,2	325	328	168,5	165,5	108	6	HF7110		VOLKSWAGEN	•	
380	330	331	203	168,5	101	8	HF4000N		FORD		•

Equivalencias

Cross reference



Fremax / Hipper Freios
Corven / Hipper Freios

FREMAX	HIPPER FREIOS
--------	---------------

BD 0001	HF351
BD 0003	HF450A
BD 0004	HF353
BD 0005	HF450
BD 0006	HF350
BD 0007	HF352
BD 0008	HF325
BD 0012	HF472
BD 0015	HF611B
BD 0022	HF605
BD 0026	HF605A
BD 0031	HF650
BD 0032	HF651
BD 0033	HF654
BD 0035	HF654B
BD 0058	HF711A
BD 0100	HF100
BD 0101	HF101
BD 0113	HF212
BD 0114	HF213
BD 0170	HF652
BD 0172	HF470
BD 0178	HF38
BD 0180	HF180A
BD 0181	HF471
BD 0183	HF471A
BD 0185	HF471D
BD 0186	HF471B
BD 0187	HF471E
BD 0189	HF471C
BD 0190	HF471F
BD 0191	HF471H
BD 0192	HF471J
BD 0194	HF716C
BD 0195	HF716B
BD 0200	HF107
BD 0201	HF200
BD 0210	HF120
BD 0211	HF120A
BD 0212	HF469
BD 0250	HF251
BD 0251	HF251A
BD 0252	HF115
BD 0267	HF911

FREMAX	HIPPER FREIOS
--------	---------------

BD 0312	HF470B
BD 0356	HF42
BD 0380	HF400B
BD 0410	HF470C
BD 0411	HF470E
BD 0413	HF474F
BD 0414	HF474E
BD 0461	HF402
BD 0511	HF322A
BD 0550	HF106
BD 0578	HF329E
BD 0579	HF329F
BD 0580/0586	HF325N
BD 0581	HF325P
BD 0584	HF358G
BD 0673	HF902
BD 0674	HF905
BD 0707	HF39
BD 0812	HF474A
BD 0817	HF704
BD 0835	HF835
BD 0836	HF836
BD 0837	HF837
BD 0902	HF401
BD 0910	HF475E
BD 0912	HF479
BD 0980	HF401A
BD 0988	HF9027
BD 1000	HF16A
BD 1008	HF102A
BD 1010	HF403A
BD 1023	HF726
BD 1062	HF18
BD 1063	HF14
BD 1064	HF10A
BD 1065	HF14A
BD 1067	HF700G
BD 1070	HF122
BD 1071	HF108
BD 1103	HF101A
BD 1113	HF113
BD 1134	HF50
BD 1160	HF304
BD 1212	HF474B

FREMAX	HIPPER FREIOS
--------	---------------

BD 1240	HF23
BD 1241	HF24
BD 1242	HF24B
BD 1255	HF708A
BD 1256	HF700J
BD 1257	HF836D
BD 1258	HF836C
BD 1275	HF836E
BD 1367	HF367
BD 1387	HF906
BD 1410	HF843A
BD 1437	HF43
BD 1440	HF20
BD 1453	HF44
BD 1511	HF65
BD 1512	HF08
BD 1513	HF06
BD 1515	HF07
BD 1516	HF64
BD 1548	HF49
BD 1553	HF308A
BD 1555	HF308B
BD 1559	HF51B
BD 1560	HF51E
BD 1564	HF51L
BD 1650	HF32
BD 1656	HF912
BD 1700	HF700
BD 1701	HF701
BD 1702	HF702
BD 1703	HF706
BD 1704	HF700E
BD 1705	HF700F
BD 1712	HF326A
BD 1714	HF700H
BD 1725	HF936D
BD 1788	HF809
BD 1796	HF796
BD 1815	HF31
BD 1938	HF1938
BD 1944	HF472D
BD 1946	HF472E
BD 1971	HF909B
BD 1982	HF907B

FREMAX	HIPPER FREIOS
--------	---------------

BD 1986	HF907A
BD 2000	HF105
BD 2004	HF400A
BD 2010	HF516
BD 2062	HF797
BD 2064	HF615G
BD 2067	HF617
BD 2100	HF507
BD 2120	HF513
BD 2121	HF519
BD 2135	HF102
BD 2232	HF232
BD 2233	HF233
BD 2234	HF234
BD 2235	HF235
BD 2236	HF236
BD 2250	HF506
BD 2251	HF502
BD 2252	HF503A
BD 2315	HF913
BD 2375	HF9058
BD 2376	HF28A
BD 2443	HF515
BD 2477	HF20B
BD 2500	HF11
BD 2510	HF700B
BD 2550	HF501
BD 2559	HF22C
BD 2582	HF865A
BD 2584	HF710
BD 2586	HF710A
BD 2630	HF655
BD 2670	HF656
BD 2671	HF357B
BD 2677	HF350B
BD 2700	HF352A
BD 2706	HF352C
BD 2707	HF350E
BD 2710	HF723B
BD 2746	HF85A
BD 2772	HF618
BD 2810	HF508
BD 2817	HF400C
BD 2830	HF104

FREMAX	HIPPER FREIOS
--------	---------------

BD 2831	HF103
BD 2863	HF308
BD 2878	HF514
BD 2881	HF514A
BD 2882	HF514B
BD 2892	HF316
BD 2893	HF316A
BD 2902	HF358A
BD 2905	HF325B
BD 2907	HF325C
BD 2908	HF325A
BD 2911	HF700A
BD 2912	HF711
BD 2913	HF712A
BD 2914	HF712
BD 2917	HF512B
BD 2918	HF512A
BD 2918	HF518
BD 2919	HF518A
BD 2931	HF615C
BD 2940	HF801
BD 2947	HF802
BD 3011	HF03
BD 3015	HF09B
BD 3021	HF09C
BD 3030	HF322
BD 3084	HF24A
BD 3101	HF600
BD 3103	HF705A
BD 3107	HF515B
BD 3108	HF549B
BD 3109	HF322C
BD 3111	HF09A
BD 3153	HF914
BD 3170	HF09
BD 3180	HF475
BD 3181	HF470A
BD 3221	HF931
BD 3248	HF356
BD 3251	HF860
BD 3252	HF355
BD 3253	HF354
BD 3254	HF869A
BD 3255	HF864

FREMAX	HIPPER FREIOS
--------	---------------

BD 3256	HF865
BD 3257	HF861
BD 3259	HF862
BD 3260	HF866
BD 3261	HF867
BD 3265	HF868
BD 3266	HF869
BD 3267	HF357A
BD 3290	HF327
BD 3300	HF01
BD 3325	HF85
BD 3392	HF02
BD 3393	HF02C
BD 3405	HF936
BD 3406	HF937
BD 3412	HF475B
BD 3465	HF33
BD 3466	HF31B
BD 3501	HF600A
BD 3504	HF478A
BD 3505	HF478B
BD 3520	HF484
BD 3536	HF611
BD 3545	HF51C
BD 3546	HF51D
BD 3547	HF51F
BD 3550	HF549
BD 3551	HF51G
BD 3552	HF51H
BD 3576	HF02D
BD 3608	HF720E
BD 3610	HF720F
BD 3623	HF45C
BD 3632	HF86B
BD 3634	HF89C
BD 3637	HF89B
BD 3790	HF02B
BD 3806	HF680C
BD 3900	HF703
BD 3901	HF707
BD 3902	HF708
BD 3903	HF707A
BD 3918	HF729
BD 3937	HF807A

FREMAX	HIPPER FREIOS
--------	---------------

BD 3961	HF113A
BD 3962	HF807B
BD 3963	HF18F
BD 3965	HF18G
BD 3966	HF21A
BD 3967	HF369
BD 3968	HF55
BD 3969	HF56
BD 3970	HF21E
BD 3971	HF21F
BD 3974	HF21G
BD 3975	HF02A
BD 4000	HF4000
BD 4001	HF4000A
BD 4002	HF4000B
BD 4009	HF571A
BD 4010	HF89A
BD 4011	HF86C
BD 4013	HF89E
BD 4020	HF487
BD 4022	HF571
BD 4023	HF571C
BD 4034	HF751D
BD 4038	HF571B
BD 4039	HF85F
BD 4040	HF571D
BD 4045	HF800C
BD 4046	HF800B
BD 4051	HF329
BD 4052	HF329A
BD 4060	HF01A
BD 4061	HF84D
BD 4063	HF84
BD 4064	HF80C
BD 4065	HF84B
BD 4070	HF30A
BD 4073	HF727A
BD 4074	HF251C
BD 4075	HF251D
BD 4078	HF251F
BD 4082	HF82B
BD 4083	HF82C
BD 4088	HF888
BD 4107	HF619

FREMAX	HIPPER FREIOS
--------	---------------

BD 4113	HF512
BD 4125	HF515A
BD 4129	HF916
BD 4174	HF605B
BD 4193	HF193
BD 4198	HF600B
BD 4200	HF618B
BD 4203	HF618A
BD 4206	HF615
BD 4211	HF511
BD 4212	HF480C
BD 4217	HF217
BD 4218	HF218
BD 4230	HF478D
BD 4240	HF472A
BD 4246	HF246
BD 4247	HF247
BD 4250	HF250
BD 4287	HF287
BD 4295	HF295
BD 4296	HF296
BD 4298	HF298
BD 4304	HF842
BD 4392	HF53
BD 4393	HF53E
BD 4422	HF53C
BD 4423	HF53D
BD 4424	HF713
BD 4425	HF713A
BD 4443	HF480D
BD 4539	HF917
BD 4558	HF9108
BD 4593	HF37A
BD 4605	HF41B
BD 4606	HF41D
BD 4609	HF752C
BD 4614	HF41C
BD 4620	HF620
BD 4621	HF621
BD 4629	HF933
BD 4642	HF642
BD 4643	HF643
BD 4644	HF208
BD 4645	HF936A

FREMAX	HIPPER FREIOS
--------	---------------

BD 4647	HF932
BD 4655	HF936B
BD 4660	HF661
BD 4678	HF406B
BD 4680	HF680
BD 4681	HF41
BD 4682	HF40
BD 4683	HF683
BD 4685	HF685
BD 4686	HF44A
BD 4688	HF688
BD 4689	HF477
BD 4690	HF690
BD 4692	HF692
BD 4693	HF680A
BD 4694	HF694
BD 4695	HF680B
BD 4696	HF680D
BD 4697	HF697
BD 4698	HF751A
BD 4699	HF699
BD 4705	HF705
BD 4707	HF570
BD 4724	HF724
BD 4726	HF733
BD 4728	HF472C
BD 4729	HF733B
BD 4730	HF472B
BD 4732	HF732
BD 4735	HF735
BD 4738	HF613
BD 4739	HF613A
BD 4740	HF615B
BD 4741	HF615F
BD 4742	HF733A
BD 4744	HF751B
BD 4745/4748	HF751
BD 4746	HF746
BD 4747	HF901
BD 4749	HF900
BD 4750	HF750
BD 4752	HF752
BD 4753	HF753
BD 4754	HF754

FREMAX	HIPPER FREIOS
--------	---------------

BD 4755	HF752A
BD 4758	HF615D
BD 4759	HF615E
BD 4839	HF918
BD 4844	HF15
BD 4908	HF51
BD 4909	HF51A
BD 4970	HF800A
BD 5002	HF358
BD 5017	HF751E
BD 5020	HF358B
BD 5023	HF751C
BD 5030	HF509
BD 5031	HF88B
BD 5042	HF9131
BD 5056	HF30
BD 5082	HF16P
BD 5101	HF360
BD 5107	HF327A
BD 5110	HF329B
BD 5113	HF251E
BD 5115	HF719
BD 5116	HF723
BD 5117	HF720
BD 5118	HF725
BD 5121	HF723A
BD 5122	HF726B
BD 5127	HF107A
BD 5130	HF330
BD 5158	HF358F
BD 5167	HF358E
BD 5170	HF730C
BD 5171	HF325D
BD 5173	HF730D
BD 5174	HF325H
BD 5180	HF500
BD 5182	HF358C
BD 5184	HF329D
BD 5185	HF329C
BD 5190	HF482
BD 5191	HF480A
BD 5210	HF485
BD 5211	HF18E
BD 5212	HF18J

FREMAX	HIPPER FREIOS
--------	---------------

BD 5218	HF19D
BD 5251	HF836A
BD 5252	HF836B
BD 5297	HF87A
BD 5299	HF65A
BD 5300	HF725B
BD 5301	HF84C
BD 5302	HF03A
BD 5303	HF86
BD 5305	HF367A
BD 5306	HF88
BD 5308	HF01B
BD 5309	HF80B
BD 5310	HF83A
BD 5311	HF83B
BD 5312	HF715
BD 5316	HF85B
BD 5329	HF730B
BD 5344	HF18B
BD 5346	HF730A
BD 5347	HF730
BD 5350	HF723C
BD 5386	HF722A
BD 5396	HF726A
BD 5399	HF725A
BD 5441	HF504
BD 5442	HF504A
BD 5443	HF504B
BD 5500	HF475C
BD 5546	HF42A
BD 5563	HF919
BD 5596	HF08D
BD 5600	HF21B
BD 5601	HF83
BD 5602	HF81
BD 5603	HF82
BD 5604	HF80
BD 5606	HF80A
BD 5614	HF88F
BD 5615	HF82A
BD 5616	HF83C
BD 5618	HF88A
BD 5619	HF88E
BD 5620	HF85C

FREMAX	HIPPER FREIOS
--------	---------------

BD 5622	HF41A
BD 5630	HF265
BD 5631	HF265A
BD 5636	HF18H
BD 5637	HF88G
BD 5638	HF19C
BD 5650	HF81B
BD 5651	HF08F
BD 5684	HF908
BD 5790	HF716A
BD 5800	HF609
BD 5801	HF608
BD 5803	HF612
BD 5812	HF34
BD 5843	HF231
BD 5950	HF10E
BD 5951	HF10B
BD 6004	HF486
BD 6010	HF302
BD 6030	HF305
BD 6032	HF16T
BD 6033	HF53A
BD 6040	HF306
BD 6041	HF302C
BD 6045	HF907
BD 6071	HF920
BD 6073	HF921
BD 6085	HF88H
BD 6092	HF53B
BD 6097	HF302D
BD 6101	HF307
BD 6154	HF725C
BD 6251	HF356A
BD 6284	HF65C
BD 6328	HF328
BD 6382	HF90
BD 6383	HF90A
BD 6384	HF90B
BD 6385	HF90C
BD 6433	HF727
BD 6460	HF478
BD 6464	HF934
BD 6470	HF476A
BD 6491	HF910

FREMAX	HIPPER FREIOS
--------	---------------

BD 6572	HF572
BD 6628	HF112
BD 6629	HF19
BD 6630	HF111
BD 6631	HF19A
BD 6632	HF19B
BD 6670	HF834
BD 6676	HF204
BD 6765	HF403D
BD 6767	HF15D
BD 6768	HF15E
BD 6769	HF15J
BD 6784	HF18A
BD 6785	HF15B
BD 6786	HF18D
BD 6811	HF49B
BD 6847	HF843B
BD 6848	HF843
BD 6935	HF721
BD 6947	HF947
BD 6970	HF21C
BD 6971	HF303
BD 7019	HF200G
BD 7020	HF202C
BD 7024	HF202D
BD 7030	HF200D
BD 7033	HF654A
BD 7038	HF200A
BD 7039	HF200E
BD 7040	HF203
BD 7043	HF200B
BD 7044	HF202B
BD 7101	HF607
BD 7113	HF206C
BD 7114	HF206D
BD 7116	HF200F
BD 7199	HF199
BD 7200	HF475D
BD 7276	HF276
BD 7329	HF400
BD 7360	HF404
BD 7361	HF405
BD 7363	HF404B
BD 7364	HF404A

FREMAX	HIPPER FREIOS
--------	---------------

BD 7406	HF406
BD 7500	HF359
BD 7617	HF114
BD 7702	HF550
BD 7704	HF552
BD 7722	HF551
BD 7738	HF22
BD 7739	HF22A
BD 7746	HF27B
BD 7795	HF549A
BD 7810	HF810
BD 7811	HF811
BD 7812	HF812
BD 7823	HF823
BD 7829	HF829
BD 7879	HF25B
BD 7897	HF237
BD 7916	HF16R
BD 7917	HF114G
BD 7920	HF16H
BD 7921	HF16
BD 7922	HF16C
BD 7923	HF16J
BD 7924	HF16E
BD 7925	HF16B
BD 7926	HF16F
BD 7927	HF16G
BD 7928	HF16M
BD 7929	HF114B
BD 7930	HF114D
BD 7931	HF114C
BD 7933	HF114E
BD 7940	HF806
BD 7947	HF49A
BD 7948	HF48
BD 7966	HF23B
BD 7969	HF18C
BD 8011	HF89D
BD 8027	HF807
BD 8040	HF926
BD 8042	HF923
BD 8063	HF26A
BD 8067	HF206A
BD 8078	HF830

FREMAX	HIPPER FREIOS
--------	---------------

BD 8107	HF206B
BD 8110	HF201
BD 8120	HF610
BD 8300	HF31A
BD 8312	HF28C
BD 8338	HF52
BD 8411	HF326
BD 8567	HF46
BD 8571	HF316B
BD 8602	HF21
BD 8603	HF368
BD 8604	HF370
BD 8605	HF57
BD 8673	HF22B
BD 8684	HF47
BD 8716	HF200C
BD 8735	HF210A
BD 8762	HF72F
BD 8766	HF843C
BD 8767	HF843D
BD 8772	HF72
BD 8773	HF72A
BD 8797	HF206
BD 8801	HF614
BD 8929	HF31C
BD 8930	HF36A
BD 8936	HF903
BD 8958	HF26
BD 9000	HF20A
BD 9001	HF20D
BD 9039	HF50A
BD 9041	HF25C
BD 9042	HF25
BD 9043	HF25A
BD 9044	HF50C
BD 9045	HF50B
BD 9046	HF23A
BD 9048	HF26C
BD 9049	HF26D
BD 9050	HF28E
BD 9060	HF26B
BD 9063	HF808
BD 9101	HF25D
BD 9108	HF23G

FREMAX	HIPPER FREIOS
--------	---------------

BD 9109	HF109
BD 9110	HF23E
BD 9127	HF25E
BD 9208	HF722
BD 9209	HF23C
BD 9210	HF23D
BD 9269	HF720A
BD 9275	HF720B
BD 9280	HF207
BD 9282	HF210B
BD 9283	HF210
BD 9322	HF322B
BD 9325	HF35
BD 9406	HF406A
BD 9407	HF728
BD 9427	HF804
BD 9581	HF904
BD 9600	HF37
BD 9611	HF87E
BD 9612	HF87D
BD 9613	HF87C
BD 9614	HF87B
BD 9615	HF08B
BD 9617	HF08A
BD 9618	HF08C
BD 9619	HF81A
BD 9680	HF36
BD 9718	HF718
BD 9895	HF924
BD 9933	HF28

CORVEN	HIPPER FREIOS
--------	---------------

3DF1000	HF701
3DF1001	HF722
3DF1002	HF719
3DF1003	HF720
3DF1005	HF700
3DF1006	HF703
3DF1007	HF654
3DF1008	HF650
3DF1009	HF102
3DF1010	HF100
3DF1011	HF107
3DF1013	HF206B
3DF1015	HF201
3DF1016	HF210B
3DF1017	HF109
3DF1018	HF15
3DF1020	HF10A
3DF1021	HF609
3DF1025	HF843B
3DF1027	HF20
3DF1028	HF21
3DF1029	HF180A
3DF1030	HF56
3DF1031	HF55
3DF1032	HF58
3DF1033	HF21A
3DF1034	HF57
3DF1035	HF27B
3DF1036	HF305
3DF1037	HF302
3DF1038	HF21B
3DF1039	HF193
3DF1040	HF600
3DF1041	HF16
3DF1043	HF251
3DF1046	HF232
3DF1047	HF16A
3DF1048	HF231
3DF1049	HF4000
3DF1050	HF4000A
3DF1051	HF4000B
3DF1052	HF30
3DF1053	HF351
3DF1054	HF352

CORVEN	HIPPER FREIOS
--------	---------------

3DF1059	HF357B
3DF1060	HF865
3DF1061	HF32
3DF1062	HF287
3DF1063	HF23B
3DF1064	HF20A
3DF1065	HF20D
3DF1066	HF84
3DF1067	HF84B
3DF1068	HF88
3DF1069	HF03A
3DF1070	HF84C
3DF1072	HF918
3DF1073	HF02A
3DF1074	HF02B
3DF1075	HF86
3DF1076	HF89D
3DF1077	HF18A
3DF1078	HF905
3DF1079	HF917
3DF1080	HF919
3DF1081	HF921
3DF1083	HF325
3DF1084	HF325D
3DF1085	HF326
3DF1087	HF18D
3DF1088	HF16C
3DF1090	HF16B
3DF1091	HF16H
3DF1092	HF16J
3DF1094	HF16F
3DF1095	HF500
3DF1096	HF80
3DF1097	HF81
3DF1098	HF82
3DF1099	HF01B
3DF1100	HF18B
3DF1101	HF367
3DF1102	HF200C
3DF1103	HF200
3DF1104	HF200A
3DF1105	HF200B
3DF1106	HF200E
3DF1108	HF354

CORVEN	HIPPER FREIOS
--------	---------------

3DF1111	HF14A
3DF1113	HF39
3DF1114	HF38
3DF1115	HF450
3DF1116	HF50A
3DF1117	HF50
3DF1118	HF50C
3DF1119	HF25
3DF1120	HF25A
3DF1121	HF23A
3DF1122	HF26B
3DF1123	HF25B
3DF1124	HF42
3DF1125	HF42A
3DF1126	HF49
3DF1127	HF49A
3DF1128	HF49B
3DF1131	HF843
3DF1132	HF572
3DF1133	HF200D
3DF1134	HF471
3DF1135	HF471B
3DF1137	HF549
3DF1138	HF690
3DF1139	HF406
3DF1140	HF810
3DF1141	HF41
3DF1142	HF40
3DF1144	HF694
3DF1145	HF750
3DF1146	HF752
3DF1148	HF697
3DF1149	HF753
3DF1151	HF472A
3DF1152	HF212
3DF1153	HF472B
3DF1154	HF472C
3DF1155	HF1938
3DF1156	HF09B
3DF1158	HF834
3DF1159	HF836
3DF1160	HF837
3DF1162	HF809
3DF1163	HF807

CORVEN	HIPPER FREIOS
--------	---------------

3DF1164	HF28A
3DF1165	HF842
3DF1166	HF328
3DF1167	HF401
3DF1169	HF718
3DF1170	HF721
3DF1171	HF727A
3DF1172	HF730B
3DF1173	HF730A
3DF1174	HF730
3DF1175	HF729
3DF1177	HF475D
3DF1178	HF482
3DF1179	HF485
3DF1180	HF507
3DF1181	HF484
3DF1182	HF486
3DF1183	HF501
3DF1184	HF487
3DF3001	HF09
3DF3002	HF723
3DF3003	HF03
3DF3004	HF122
3DF3005	HF9131
3DF3006	HF9058
3DF3008	HF108
3DF3010	HF20B
3DF3011	HF21C
3DF3012	HF199
3DF3014	HF246
3DF3017	HF30A
3DF3020	HF23
3DF3021	HF33
3DF3022	HF295
3DF3024	HF01A
3DF3025	HF02D
3DF3026	HF80A
3DF3027	HF89A
3DF3028	HF01
3DF3029	HF31A
3DF3030	HF902
3DF3033	HF325B
3DF3034	HF325C
3DF3035	HF16M

CORVEN	HIPPER FREIOS
--------	---------------

3DF3036	HF02C
3DF3037	HF83
3DF3038	HF18C
3DF3039	HF11
3DF3040	HF14
3DF3041	HF18
3DF3042	HF34
3DF3043	HF31
3DF3044	HF22A
3DF3045	HF450A
3DF3046	HF22
3DF3047	HF477
3DF3048	HF25D
3DF3049	HF50B
3DF3050	HF23C
3DF3051	HF25C
3DF3052	HF23D
3DF3053	HF23E
3DF3054	HF23G
3DF3056	HF47
3DF3057	HF9108
3DF3058	HF843A
3DF3059	HF471A
3DF3059	HF471C
3DF3062	HF642
3DF3063	HF643
3DF3065	HF811
3DF3066	HF680
3DF3067	HF688
3DF3068	HF680A
3DF3069	HF692
3DF3070	HF298
3DF3071	HF746
3DF3072	HF247
3DF3073	HF754
3DF3074	HF705
3DF3075	HF72
3DF3076	HF02
3DF3078	HF72A
3DF3080	HF835
3DF3081	HF801
3DF3082	HF806
3DF3083	HF802
3DF3084	HF402

CORVEN	HIPPER FREIOS
--------	---------------

3DF3085	HF400
3DF3086	HF472
3DF3087	HF610
3DF3088	HF727
3DF3089	HF947
3DF3090	HF475C
3DF3091	HF502
3DF3092	HF512
3DF3093	HF511
3DF3097	HF700A
3DF3098	HF10E
3DF3099	HF15B
3DF3100	HF82A
3DF3103	HF471D
3DF3110	HF903
3DF3111	HF620
3DF3112	HF661
3DF3113	HF570
3DF3114	HF09A
3DF3119	HF680D
3DF3120	HF823
3DF3121	HF88A
3DF3122	HF88E
3DF3123	HF25E
3DF3124	HF725B
3DF3125	HF725C
3DF3126	HF304
3DF3127	HF251D
3DF3128	HF251E
3DF3129	HF251F
3DF3130	HF700B
3DF3131	HF706
3DF3132	HF105
3DF3134	HF102A
3DF3135	HF475
3DF3136	HF470A
3DF3137	HF200F
3DF3138	HF206A
3DF3139	HF615
3DF3140	HF250
3DF3141	HF233
3DF3142	HF403A
3DF3143	HF307
3DF3144	HF504

CORVEN	HIPPER FREIOS
--------	---------------

3DF3145	HF504A
3DF3147	HF800A
3DF3149	HF725A
3DF3151	HF87A
3DF3152	HF327A
3DF3153	HF326A
3DF3154	HF83A
3DF3155	HF22C
3DF3156	HF26C
3DF3157	HF26D
3DF3158	HF106
3DF3159	HF308
3DF3160	HF251A
3DF3161	HF518
3DF3162	HF18E
3DF3163	HF807B
3DF3164	HF31B
3DF3166	HF751A
3DF3167	HF237
3DF3169	HF471E
3DF3171	HF72F
3DF3174	HF472D
3DF3175	HF472E
3DF3176	HF90
3DF3178	HF830
3DF3179	HF16E
3DF3180	HF51E
3DF3181	HF51B
3DF3182	HF85C
3DF3183	HF514
3DF3184	HF913
3DF3185	HF352A
3DF3186	HF353
3DF3187	HF509
3DF3188	HF316
3DF3189	HF600A
3DF3190	HF51
3DF3191	HF208
3DF3192	HF16P
3DF3193	HF720A
3DF3194	HF936
3DF3195	HF711
3DF3196	HF715
3DF3197	HF934

CORVEN	HIPPER FREIOS
--------	---------------

3DF3198	HF933
3DF3199	HF235
3DF3200	HF234
3DF3201	HF720B
3DF3202	HF85B
3DF3203	HF932
3DF3204	HF680C
3DF3205	HF83B
3DF3206	HF829
3DF3207	HF80C
3DF3241	HF330
3DF3250	HF53
3DF3251	HF571A
3DF3252	HF571
3DF3255	HF613
3DF3260	HF711A
3DF3263	HF652
3DF3264	HF470
3DF3266	HF471F
3DF3267	HF471J
3DF3269	HF469
3DF3271	HF470B
3DF3272	HF470C
3DF3274	HF474E
3DF3279	HF325N
3DF3283	HF474A
3DF3284	HF704
3DF3290	HF475E
3DF3291	HF479
3DF3292	HF401A
3DF3294	HF726
3DF3299	HF474B
3DF3301	HF836D
3DF3302	HF836C
3DF3303	HF836E
3DF3304	HF906
3DF3305	HF43
3DF3306	HF44
3DF3312	HF912
3DF3313	HF702
3DF3314	HF700E
3DF3315	HF936D
3DF3316	HF796
3DF3318	HF909B

CORVEN	HIPPER FREIOS
--------	---------------

3DF3320	HF907B
3DF3321	HF907A
3DF3322	HF400A
3DF3323	HF516
3DF3324	HF617
3DF3331	HF236
3DF3335	HF515
3DF3340	HF865A
3DF3341	HF710
3DF3343	HF710A
3DF3345	HF655
3DF3347	HF656
3DF3351	HF85A
3DF3352	HF618
3DF3355	HF400C
3DF3356	HF104
3DF3359	HF316A
3DF3360	HF712A
3DF3361	HF712
3DF3363	HF518A
3DF3369	HF09C
3DF3371	HF914
3DF3374	HF860
3DF3375	HF355
3DF3376	HF869A
3DF3377	HF864
3DF3378	HF861
3DF3379	HF862
3DF3380	HF866
3DF3381	HF867
3DF3383	HF868
3DF3384	HF869
3DF3385	HF357A
3DF3386	HF327
3DF3390	HF85
3DF3394	HF937
3DF3395	HF475B
3DF3397	HF478A
3DF3398	HF478B
3DF3399	HF89C
3DF3400	HF89B
3DF3402	HF807A
3DF3403	HF18G
3DF3404	HF86C

CORVEN	HIPPER FREIOS
--------	---------------

3DF3406	HF89E
3DF3407	HF800C
3DF3408	HF800B
3DF3409	HF329
3DF3410	HF84D
3DF3411	HF251C
3DF3412	HF82B
3DF3414	HF888
3DF3415	HF619
3DF3416	HF515A
3DF3417	HF916
3DF3419	HF600B
3DF3420	HF618B
3DF3423	HF618A
3DF3425	HF478D
3DF3426	HF296
3DF3430	HF752C
3DF3431	HF621
3DF3433	HF936A
3DF3435	HF936B
3DF3436	HF406B
3DF3438	HF683
3DF3440	HF44A
3DF3441	HF680B
3DF3442	HF699
3DF3446	HF901
3DF3447	HF751
3DF3448	HF900
3DF3452	HF358
3DF3454	HF358B
3DF3455	HF88B
3DF3456	HF360
3DF3458	HF725
3DF3459	HF723A
3DF3460	HF726B
3DF3461	HF836A
3DF3462	HF836B
3DF3463	HF80B
3DF3468	HF722A
3DF3471	HF726A
3DF3481	HF88F
3DF3482	HF83C
3DF3483	HF265
3DF3484	HF908

CORVEN	HIPPER FREIOS
--------	---------------

3DF3486	HF716A
3DF3487	HF608
3DF3488	HF612
3DF3491	HF10B
3DF3494	HF306
3DF3495	HF920
3DF3498	HF356A
3DF3502	HF478
3DF3503	HF476A
3DF3505	HF910
3DF3507	HF204
3DF3508	HF15D
3DF3509	HF15E
3DF3511	HF303
3DF3513	HF654A
3DF3517	HF607
3DF3518	HF206C
3DF3520	HF276
3DF3522	HF404
3DF3523	HF405
3DF3525	HF550
3DF3526	HF552
3DF3527	HF551
3DF3528	HF812
3DF3531	HF48
3DF3534	HF926
3DF3535	HF923
3DF3536	HF52
3DF3538	HF46
3DF3540	HF316B
3DF3541	HF22B
3DF3544	HF210A
3DF3548	HF28E
3DF3549	HF808
3DF3553	HF207
3DF3554	HF210
3DF3556	HF406A
3DF3558	HF804
3DF3559	HF904
3DF3561	HF924
3DF3565	HF21E
3DF3570	HF51F
3DF3582	HF907
3DF3586	HF329C

CORVEN	HIPPER FREIOS
--------	---------------

3DF3593	HF352C
3DF3594	HF18F
3DF3595	HF18H
3DF3597	HF16R
3DF3598	HF751B
3DF3600	HF752A
3DF3601	HF82C
3DF3602	HF88G
3DF3603	HF751C
3DF3604	HF18J
3DF3605	HF16T
3DF3606	HF471H
3DF3607	HF615B
3DF3608	HF751D
3DF3609	HF571C
3DF3610	HF549B
3DF3611	HF843C
3DF3612	HF843D
3DF3613	HF513
3DF3650	HF51C
3DF3651	HF730D
3DF3652	HF9027
3DF3654	HF751E
3DF3655	HF797
3DF3656	HF31C
3DF3657	HF403D
3DF3659	HF265A
3DF3660	HF700G
3DF3661	HF107A
3DF3662	HF359
3DF3663	HF325P
3DF3664	HF329D
3DF3665	HF329B
3DF3666	HF358C
3DF3667	HF358E
3DF3668	HF329A
3DF3670	HF356
3DF3672	HF400B
3DF3673	HF404A
3DF3674	HF404B
3DF3675	HF200G
3DF3676	HF206
3DF3677	HF685
3DF3680	HF87B

CORVEN	HIPPER FREIOS
--------	---------------

3DF3681	HF53E
3DF3682	HF730C
3DF3683	HF16G
3DF3685	HF931
3DF3686	HF504B
3DF3687	HF53C
3DF3688	HF716B
3DF3691	HF512B
3DF3693	HF720E
3DF3694	HF720F
3DF3695	HF21G
3DF3696	HF85F
3DF3697	HF713
3DF3698	HF713A
3DF3699	HF358F
3DF3700	HF41A
3DF3701	HF15J
3DF3702	HF87E
3DF3703	HF87D
3DF3704	HF87C
3DF3705	HF81A
3DF3706	HF308A
3DF3707	HF615C
3DF3708	HF514B
3DF3709	HF514A
3DF3710	HF88H
3DF3711	HF716C
3DF3712	HF512A
3DF3713	HF700F
3DF3714	HF53B
3DF3715	HF329E
3DF3716	HF329F
3DF3717	HF51L
3DF3718	HF700J
3DF3719	HF700H
3DF3720	HF615D
3DF3721	HF81B
3DF3722	HF705A
3DF3723	HF41D
3DF3724	HF302C
3DF3725	HF302D
3DF3726	HF41B
3DF3727	HF41C
3DF3728	HF90B

CORVEN	HIPPER FREIOS
--------	---------------

3DF3729	HF90C
3DF3730	HF615G
3DF6100	HF735
3DF6101	HF112
3DF6102	HF111
3DF6103	HF65
3DF6104	HF08
3DF6105	HF113
3DF6108	HF19
3DF6109	HF24
3DF6110	HF24A
3DF6112	HF367A
3DF6118	HF480A
3DF7100	HF350
3DF7101	HF724
3DF7102	HF26
3DF7104	HF37
3DF7105	HF35
3DF7106	HF36
3DF7109	HF114
3DF7111	HF19A
3DF7112	HF114C
3DF7113	HF120
3DF7114	HF120A
3DF7115	HF368
3DF7116	HF370
3DF7117	HF28
3DF7118	HF369
3DF7121	HF26A
3DF7122	HF101
3DF7126	HF213
3DF7127	HF203
3DF7128	HF202B
3DF7131	HF611
3DF7132	HF218
3DF7135	HF322
3DF7136	HF322B
3DF7137	HF322A
3DF7139	HF07
3DF7140	HF06
3DF7141	HF08A
3DF7142	HF28C
3DF7145	HF707
3DF7146	HF24B

CORVEN	HIPPER FREIOS
--------	---------------

3DF7148	HF708
3DF7149	HF707A
3DF7150	HF503A
3DF7151	HF325A
3DF7152	HF64
3DF7153	HF605
3DF7154	HF114E
3DF7156	HF480C
3DF7159	HF115
3DF7161	HF51A
3DF7163	HF65A
3DF7164	HF202C
3DF7165	HF613A
3DF7167	HF732
3DF7171	HF728
3DF7172	HF08B
3DF7178	HF53A
3DF7180	HF350E
3DF7183	HF114B
3DF7184	HF114D
3DF7185	HF217
3DF7187	HF08C
3DF7188	HF65C
3DF7189	HF571B
3DF7190	HF51G
3DF7191	HF21F
3DF7192	HF90A
3DF7193	HF51D
3DF7194	HF113A
3DF7195	HF733
3DF7196	HF36A
3DF7197	HF19C
3DF7198	HF114G
3DF7199	HF51H
3DF7200	HF322C
3DF7201	HF519
3DF7202	HF37A
3DF7203	HF19B
3DF7204	HF325H
3DF7206	HF723C
3DF7207	HF480D
3DF7208	HF08D
3DF7209	HF53D
3DF7210	HF571D

CORVEN

HIPPER FREIOS

3DF7211	HF733A
3DF7212	HF358G
3DF7213	HF605B
3DF7214	HF308B
3DF7215	HF615F
3DF7216	HF611B
3DF7217	HF733B
3DF7218	HF19D
3DF7219	HF45C
3DF7220	HF708A
3DF7221	HF615E
3DF7222	HF08F
3DF7224	HF202D
3DF7225	HF605A

- 1.** Libere el caliper de freno (evite dejarlo suspendido por el flexible) retornando los pistones, abrir el purgador para expulsar el exceso de líquido concentrado en el mismo para no comprometer el funcionamiento del modulador hidráulico del ABS o del cilindro maestro. Remueva el disco de freno viejo.
- 2.** Se recomienda lijar y limpiar la superficie de la maza de rueda donde será montado el disco de freno. Haga una inspección de la superficie de la maza de rueda para verificar alguna deformación de la misma utilizando un reloj comparador. Oscilación máxima permitida 0,05 mm. Los discos y campanas de freno Hipper Freios son de aplicación directa, gracias a su tecnología dry-oil, ahorrando el tiempo de limpieza.
- 3.** No se recomienda realizar el ajuste final de los tornillos o tuercas de rueda con herramientas neumáticas, utilice un torquímetro aplicando una fuerza entre 8 a 10 kg. para autos y 10 a 13 kg para camionetas o utilitarios.
- 4.** Montar el disco nuevo fijándolo con los tornillos o tuercas de rueda, Utilice el reloj comparador a 10 mm. del diámetro externo de la pista de frenado del disco para observar la oscilación en el montaje del conjunto. Oscilación máxima permitida 0,10mm.
- 5.** Luego de armar el sistema de frenos y antes de mover el vehículo, accione varias veces el pedal de frenos para asentar las pastillas sobre las pistas de frenado del disco.



LA SOLUCIÓN MÁS COMPLETA EN AUTOPARTES



**Diseño,
Desarrollo y
Homologación
de Producto**

**Calidad
Certificada**

**Asistencia
Técnica**

**Stock
Permanente**

**Atención al
Cliente /
Rápida
Entrega**

Marcas Representadas





Hipper Freios

MAIS QUE FREIOS

Calidad, Garantía y Post-venta del líder argentino en autopartes



Planta Industrial - Venado tuerto - Santa Fe



Centro de distribución - La Reja - Buenos Aires

Corven Unidad Autopartes

Av. Gaona 10951

Acceso Oeste, Colectora Norte, Km 41.

La Reja Grande, Moreno

(1744) Buenos Aires | Argentina

Tel.:+54 237 466 9000

www.corven.com.ar

